

# North C Trail

Koksijde, 28/02/2015, BEL

13km - Resultaat

CAP

13km

Pos	Nr	Naam	Leef.	IOC	Club	Werkelijke	Tijd	Tkm	Gem.	Categorie		
										Plaats	Naam	Gemeente
	1.	1086	<b>CODDENS Kris</b>	34	BEL		51:13	<b>51:13</b>	3:57	15.23	1	m18
	2.	1259	<b>VAN HOUTEM Timothy</b>	30	BEL		52:17	<b>52:17</b>	4:02	14.92	2	m18
	3.	896	<b>BUSSELOT Dries</b>	32	BEL		53:09	<b>53:10</b>	4:06	14.67	3	m18
	4.	1058	<b>JONCKHEERE Patrick</b>	41	BEL		54:25	<b>54:26</b>	4:12	14.33	1	m40
	5.	1258	<b>VAN HOOVELS Kevin</b>	30	BEL		55:02	<b>55:04</b>	4:15	14.17	4	m18
	6.	924	<b>CUVELIER Sander</b>	25	BEL		55:19	<b>55:25</b>	4:16	14.08	5	m18
	7.	1154	<b>PERSYN Jonas</b>	34	BEL		56:05	<b>56:10</b>	4:20	13.89	6	m18
	8.	1202	<b>SOHIE Pascla</b>	43	BEL		56:38	<b>56:48</b>	4:23	13.73	2	m40
	9.	1276	<b>VAN WAEYENBERGHE Jurrie</b>	31	BEL		56:50	<b>56:55</b>	4:23	13.71	7	m18
	10.	988	<b>DERUYCK Bert</b>	32	BEL		59:46	<b>59:51</b>	4:37	13.03	8	m18
	11.	269	<b>CLINCKSPOOR Stijn</b>	33	BEL		1:00:24	<b>1:00:25</b>	4:39	12.91	9	m18
	12.	1018	<b>FRANS Dave</b>	30	BEL		1:00:43	<b>1:00:44</b>	4:41	12.84	10	m18
	13.	1139 F	<b>OTTEVAERE Charlene</b>	34	BEL		1:01:38	<b>1:01:39</b>	4:45	12.65	1	f18
	14.	249	<b>CAPPAERT Jan</b>	36	BEL		1:01:37	<b>1:01:52</b>	4:46	12.61	11	m18
	15.	998	<b>DHONDT Arne</b>	37	BEL		1:02:01	<b>1:02:06</b>	4:47	12.56	12	m18
	16.	154	<b>PUISTJENS Jino</b>	53	BEL		1:02:33	<b>1:02:41</b>	4:50	12.45	1	m50
	17.	1344	<b>WILLEM Joktan</b>	31	BEL		1:02:38	<b>1:02:43</b>	4:50	12.44	13	m18
	18.	1186	<b>SCHEERLINCK Lodewijk</b>	31	BEL		1:02:38	<b>1:02:44</b>	4:50	12.44	14	m18
	19.	1114	<b>MATON Cedric</b>	29	BEL		1:02:47	<b>1:02:51</b>	4:51	12.41	15	m18
	20.	1096	<b>LOUWAGIE Joy</b>	25	BEL		1:02:24	<b>1:03:35</b>	4:54	12.27	16	m18
	21.	1207	<b>STYNEN Andreas</b>	35	BEL		1:02:55	<b>1:03:41</b>	4:54	12.25	17	m18
	22.	1231	<b>VAN ACKER Tom</b>	23	BEL		1:03:48	<b>1:03:50</b>	4:55	12.22	18	m18
	23.	1311	<b>VERBEKE Bart</b>	35	BEL		1:04:18	<b>1:04:28</b>	4:58	12.10	19	m18
	24.	1099 F	<b>LUXEM Xenia</b>	33	BEL		1:04:53	<b>1:04:55</b>	5:00	12.02	2	f18
	25.	1282 F	<b>VANDEN DRIESCH Nancy</b>	36	BEL		1:04:47	<b>1:04:56</b>	5:00	12.02	3	f18
	26.	1074	<b>LEBRUN Michel</b>	53	BEL		1:04:46	<b>1:04:56</b>	5:00	12.01	2	m50
	27.	1179	<b>ROSSIGNOL Dirk</b>	52	BEL		1:05:16	<b>1:05:18</b>	5:02	11.95	3	m50
	28.	1264	<b>VAN LUCHENE Jeroen</b>	37	BEL		1:05:25	<b>1:05:31</b>	5:03	11.91	20	m18
	29.	1348	<b>WYNANTS Michel</b>	38	BEL		1:05:29	<b>1:05:33</b>	5:03	11.90	21	m18
	30.	948	<b>DE ROEVE Toon</b>	31	BEL		1:05:18	<b>1:05:41</b>	5:04	11.88	22	m18
	31.	1319	<b>VERLINDE Steven</b>	46	BEL		1:05:03	<b>1:05:45</b>	5:04	11.86	3	m40
	32.	1001	<b>DIRCKENS Maxim</b>	23	BEL		1:05:02	<b>1:06:07</b>	5:06	11.80	23	m18
	33.	1113	<b>MASSA Vincent</b>	31	BEL		1:05:56	<b>1:06:12</b>	5:06	11.78	24	m18
	34.	933	<b>DE BRUECKER Bert</b>	29	BEL		1:06:09	<b>1:06:15</b>	5:06	11.77	25	m18
	35.	1332	<b>VERVUST Benjamin</b>	37	BEL		1:06:09	<b>1:06:16</b>	5:06	11.77	26	m18



36. 1072	<b>LASALLE Sebastien</b>	33	FRA	1:06:25	<b>1:06:29</b>	5:07	11.73	27 m18
37. 1053	<b>IGODT Steven</b>	35	BEL	1:06:18	<b>1:06:31</b>	5:07	11.73	28 m18
38. 1248	<b>VAN DER KELEN Jochen</b>	18	BEL	1:06:26	<b>1:06:34</b>	5:08	11.72	29 m18
39. 749	<b>VANDER AUWERA Kobe</b>	28	BEL	1:06:24	<b>1:06:39</b>	5:08	11.70	30 m18
40. 1254	<b>VAN HEUE Danny</b>	39	BEL	1:06:32	<b>1:06:41</b>	5:08	11.70	31 m18
41. 1066	<b>LAGACIE Gil</b>	27	BEL	1:06:21	<b>1:06:58</b>	5:10	11.65	32 m18
42. 1089	<b>LIEBAUT Senne</b>	25	BEL	1:06:42	<b>1:07:02</b>	5:10	11.64	33 m18
43. 1088	<b>LIEBAUT Guy</b>	51	BEL	1:07:00	<b>1:07:17</b>	5:11	11.59	4 m50
44. 1309 F	<b>VANYSACKER Lies</b>	27	BEL	1:06:58	<b>1:07:37</b>	5:13	11.54	4 f18
45. 907 F	<b>CAZAERCK Anne</b>	27	BEL	1:07:49	<b>1:07:50</b>	5:14	11.50	5 f18
46. 992	<b>DEVOGHEL Jeroen</b>	32	BEL	1:07:49	<b>1:07:57</b>	5:14	11.48	34 m18
47. 867	<b>BAERT Pieter Jan</b>	27	BEL	1:07:06	<b>1:08:02</b>	5:14	11.47	35 m18
48. 995	<b>DEVOS Wim</b>	40	BEL	1:07:29	<b>1:08:05</b>	5:15	11.46	4 m40
49. 1169	<b>REYCHLER Jorn</b>	37	BEL	1:07:27	<b>1:08:16</b>	5:16	11.43	36 m18
50. 1279	<b>VANDAMME Pieter</b>	35	BEL	1:07:26	<b>1:08:16</b>	5:16	11.43	37 m18

DNF: abandon; DSQ: disqualifié; Vitesse en km/h

# North C Trail


Koksijde, 28/02/2015, BEL

13km - Resultaat

13km

CAP

Pos	Nr	Naam	Leef.	IOC	Club	Werkelijke	Tijd	Tkm	Gem.	Categorie		
										Plaats	Naam	Gemeente
	51.	710	F	<b>ECKHOUT Ilana</b>	18	BEL	1:08:44	<b>1:08:46</b>	5:18	11.34	6	f18
	52.	934		<b>DE BRUYNE Lode</b>	41	BEL	1:08:38	<b>1:08:57</b>	5:19	11.31	5	m40
	53.	1178		<b>ROOS Tobias</b>	43	SWE	1:08:55	<b>1:08:58</b>	5:19	11.31	6	m40
	54.	1320		<b>VERLINDEN Rob</b>	24	BEL	1:08:24	<b>1:09:01</b>	5:19	11.30	38	m18
	55.	1347		<b>WITTOUCK Yves</b>	37	BEL	1:09:07	<b>1:09:22</b>	5:21	11.25	39	m18
	56.	1328		<b>VERSTEELE Wouter</b>	29	BEL	1:08:54	<b>1:09:24</b>	5:21	11.24	40	m18
	57.	900		<b>CAPAN Stijn</b>	43	BEL	1:09:14	<b>1:09:32</b>	5:21	11.22	7	m40
	58.	1342		<b>WAUTERS Emmanuel</b>	26	BEL	1:09:28	<b>1:09:37</b>	5:22	11.20	41	m18
	59.	1162		<b>PORIAU Niels</b>	26	BEL	1:09:30	<b>1:09:38</b>	5:22	11.20	42	m18
	60.	1023		<b>GEIRNAERT Kristof</b>	43	BEL	1:09:43	<b>1:09:43</b>	5:22	11.19	8	m40
	61.	1243		<b>VAN DE VELDE Willem</b>	42	BEL	1:09:17	<b>1:10:02</b>	5:24	11.14	9	m40
	62.	1057		<b>JEHASSE Julien</b>	28	BEL	1:09:11	<b>1:10:07</b>	5:24	11.13	43	m18
	63.	1304		<b>VANKELECOM Pieter</b>	27	BEL	1:09:33	<b>1:10:09</b>	5:24	11.12	44	m18
	64.	1143		<b>PAESEN Ben</b>	31	BEL	1:09:50	<b>1:10:15</b>	5:25	11.11	45	m18
	65.	1212	F	<b>TEMPELAERE Tineke</b>	32	BEL	1:10:35	<b>1:10:41</b>	5:27	11.04	7	f18
	66.	1174	F	<b>ROELANDT Melanie</b>	33	BEL	1:10:09	<b>1:10:45</b>	5:27	11.03	8	f18
	67.	1161		<b>PLATTEEUW Steven</b>	42	BEL	1:10:45	<b>1:10:47</b>	5:27	11.02	10	m40
	68.	1002		<b>DOMS Jan</b>	25	BEL	1:10:05	<b>1:10:51</b>	5:27	11.01	46	m18
	69.	1188		<b>SCHOENMAECKERS Jeroen</b>	32	BEL	1:10:43	<b>1:10:52</b>	5:28	11.01	47	m18
	70.	1041		<b>HERMANS Jan</b>	47	BEL	1:10:23	<b>1:11:20</b>	5:30	10.94	11	m40
	71.	876		<b>BERTELS Marc</b>	54	BEL	1:10:23	<b>1:11:23</b>	5:30	10.93	5	m50
	72.	1286		<b>DE PAEPE Norbert</b>	69	BEL	1:11:25	<b>1:11:56</b>	5:32	10.85	1	m60
	73.	769		<b>VANSTEENKISTE Patrick</b>	55	BEL	1:11:32	<b>1:12:06</b>	5:33	10.82	6	m50
	74.	1305		<b>VANKELECOM Jeroen</b>	25	BEL	1:11:51	<b>1:12:26</b>	5:35	10.77	48	m18
	75.	304		<b>DE CONINCK Jonas</b>	26	BEL	1:11:57	<b>1:12:39</b>	5:36	10.74	49	m18
	76.	1226		<b>VALCKE Joris</b>	26	BEL	1:12:19	<b>1:12:46</b>	5:36	10.72	50	m18
	77.	460		<b>HOSTEN Pieter</b>	32	BEL	1:12:21	<b>1:12:54</b>	5:37	10.70	51	m18
	78.	1129		<b>MOERMAN Marnix</b>	52	BEL	1:12:34	<b>1:13:09</b>	5:38	10.66	7	m50
	79.	1318		<b>VERHOEVEN Gerrit</b>	35	BEL	1:12:23	<b>1:13:11</b>	5:38	10.66	52	m18
	80.	1201		<b>SOENENS Hannes</b>	34	BEL	1:12:42	<b>1:13:22</b>	5:39	10.63	53	m18
	81.	1249	F	<b>VAN DER KELEN Sietse</b>	16	BEL	1:13:23	<b>1:13:32</b>	5:40	10.61	9	f18
	82.	930		<b>DE BAERE Bram</b>	29	BEL	1:13:32	<b>1:13:40</b>	5:40	10.59	54	m18
	83.	961		<b>DEBLAUWE Ans</b>	41	BEL	1:13:26	<b>1:13:43</b>	5:41	10.58	12	m40
	84.	1029		<b>GOOSSENS Sven</b>	34	BEL	1:13:42	<b>1:14:02</b>	5:42	10.54	55	m18

	85. 1140	<b>OYAERT Wim</b>	29	BEL	1:13:33	<b>1:14:05</b>	5:42	10.53	56 m18
	86. 879	<b>BLIZNAKOV Hristo</b>	40	BUL	1:13:23	<b>1:14:09</b>	5:43	10.52	13 m40
	87. 1170	<b>REYNAERT Tom</b>	36	BEL	1:13:39	<b>1:14:11</b>	5:43	10.52	57 m18
	88. 268	<b>CLINCKSPOOR Maarten</b>	30	BEL	1:14:21	<b>1:14:23</b>	5:44	10.49	58 m18
	89. 1294	<b>VANDROMME Jeroen</b>	35	BEL	1:13:56	<b>1:14:30</b>	5:44	10.47	59 m18
	90. 1036 F	<b>HEDEBOUW Haike</b>	28	BEL	1:14:29	<b>1:14:35</b>	5:45	10.46	10 f18
	91. 1315 F	<b>VERCAIGNE Martine</b>	45	BEL	1:14:38	<b>1:14:38</b>	5:45	10.45	1 f40
	92. 881	<b>BLOMMAERT Bruno</b>	15	BEL	1:14:23	<b>1:14:42</b>	5:45	10.44	60 m18
	93. 1270	<b>VAN PUYMBROECK Jonas</b>	33	BEL	1:13:43	<b>1:14:45</b>	5:45	10.44	61 m18
	94. 1261	<b>VAN LANDEGHEM Geoffrey</b>	31	BEL	1:14:04	<b>1:14:46</b>	5:46	10.43	62 m18
	95. 993	<b>DEVOGHEL Nard</b>	30	BEL	1:14:38	<b>1:14:48</b>	5:46	10.43	63 m18
	96. 1087	<b>LIBERT Pierre Marie</b>	58	FRA	1:14:53	<b>1:14:58</b>	5:46	10.41	8 m50
	97. 1322	<b>VERMEIREN Timothy</b>	25	BEL	1:14:39	<b>1:15:18</b>	5:48	10.36	64 m18
	98. 1126	<b>MICHELS Thomas</b>	34	BEL	1:15:18	<b>1:15:21</b>	5:48	10.35	65 m18
	99. 1193	<b>SERLET Manuel</b>	34	BEL	1:15:19	<b>1:15:23</b>	5:48	10.35	66 m18
	100. 1133	<b>NIJS Jean-Pierre</b>	61	BEL	1:15:07	<b>1:15:28</b>	5:49	10.34	2 m60

DNF: abandon; DSQ: disqualifié; Vitesse en km/h

# North C Trail

Koksijde, 28/02/2015, BEL

13km - Resultaat

13km

CAP

										Categorie		
Pos	Nr	Naam	Leef.	IOC	Club	Werkelijke	Tijd	Tkm	Gem.	Plaats	Naam	Gemeente
	101.	1095 F	<b>LOUAGE Lin</b>	30	BEL	1:15:33	<b>1:15:43</b>	5:50	10.30	11	f18	
	102.	978	<b>DELTOUR Cedric</b>	39	BEL	1:14:51	<b>1:15:45</b>	5:50	10.30	67	m18	
	103.	981	<b>DENIL Bernard</b>	48	BEL	1:15:33	<b>1:15:55</b>	5:51	10.28	14	m40	
	104.	1051	<b>HUSSON Didier</b>	49	FRA	1:15:31	<b>1:15:58</b>	5:51	10.27	15	m40	
	105.	391	<b>DROPSY Olivier</b>	31	BEL	1:15:14	<b>1:15:59</b>	5:51	10.27	68	m18	
	106.	1331	<b>VERVECKEN Thomas</b>	32	BEL	1:14:51	<b>1:16:02</b>	5:51	10.26	69	m18	
	107.	1256	<b>VAN HOLDER Dieter</b>	30	BEL	1:15:03	<b>1:16:02</b>	5:51	10.26	70	m18	
	108.	1354	<b>DUMONT Jonathan</b>	34	BEL	1:14:57	<b>1:16:09</b>	5:52	10.24	71	m18	
	109.	911	<b>CLAUWS Timothy</b>	25	BEL	1:15:02	<b>1:16:15</b>	5:52	10.23	72	m18	
	110.	966	<b>DECAT Jan</b>	39	BEL	1:15:59	<b>1:16:32</b>	5:54	10.19	73	m18	
	111.	1134	<b>NOLLET Bart</b>	51	BEL	1:16:11	<b>1:16:42</b>	5:54	10.17	9	m50	
	112.	1105	<b>MAGHERMAN Edwig</b>	32	BEL	1:15:49	<b>1:16:47</b>	5:55	10.16	74	m18	
	113.	1281	<b>VANDEN BROECK Jesse</b>	30	BEL	1:16:46	<b>1:16:48</b>	5:55	10.16	75	m18	
	114.	1352 F	<b>DE VOS Patricia</b>	50	BEL	1:16:56	<b>1:17:04</b>	5:56	10.12	1	f50	
	115.	1214 F	<b>THAMBERT Maria</b>	42	SWE	1:17:02	<b>1:17:06</b>	5:56	10.12	2	f40	
	116.	910	<b>CLAEYS Simon</b>	30	BEL	1:16:52	<b>1:17:09</b>	5:57	10.11	76	m18	
	117.	893 F	<b>BRAET Sarah</b>	30	BEL	1:16:49	<b>1:17:12</b>	5:57	10.11	12	f18	
	118.	1206	<b>STRUYVE Joris</b>	44	BEL	1:16:46	<b>1:17:18</b>	5:57	10.09	16	m40	
	119.	1237	<b>VAN DAEL Bram</b>	33	BEL	1:16:14	<b>1:17:25</b>	5:58	10.08	77	m18	
	120.	1045 F	<b>HEYLEN Dorien</b>	28	BEL	1:16:48	<b>1:17:25</b>	5:58	10.08	13	f18	
	121.	1338 F	<b>WACKENIER Lieslotte</b>	35	BEL	1:16:44	<b>1:17:39</b>	5:59	10.05	14	f18	
	122.	1103	<b>MAGHERMAN Rudy</b>	30	BEL	1:16:44	<b>1:17:42</b>	5:59	10.04	78	m18	
	123.	1229	<b>VAN ACKER Mathias</b>	34	BEL	1:17:08	<b>1:17:47</b>	5:59	10.03	79	m18	
	124.	1127	<b>MINTEN Kobe</b>	25	BEL	1:17:07	<b>1:17:49</b>	6:00	10.02	80	m18	
	125.	1313	<b>VERBRIGGHE Pol</b>	55	BEL	1:17:05	<b>1:17:58</b>	6:00	10.01	10	m50	
	126.	1314 F	<b>VERBRIGGHE Jasmijn</b>	28	BEL	1:17:05	<b>1:17:58</b>	6:00	10.00	15	f18	
	127.	1061	<b>KERKHOF Flor</b>	35	BEL	1:17:59	<b>1:18:12</b>	6:01	9.97	81	m18	
	128.	1040	<b>HENTJENS Frederique</b>	40	BEL	1:17:47	<b>1:18:13</b>	6:01	9.97	17	m40	
	129.	1351	<b>CRIVELLARO Giancarlo</b>	48	ITA	1:17:14	<b>1:18:14</b>	6:02	9.97	18	m40	SCHAERBEEK
	130.	1032 F	<b>GOVAERTS Elke</b>	36	BEL	1:17:09	<b>1:18:17</b>	6:02	9.96	16	f18	
	131.	1288	<b>VANDENBUSSCHE Tom</b>	44	BEL	1:17:06	<b>1:18:17</b>	6:02	9.96	19	m40	
	132.	918	<b>COLLIE Michael</b>	40	BEL	1:17:33	<b>1:18:25</b>	6:02	9.95	20	m40	
	133.	1303 F	<b>VANHOUTTE Cecile</b>	30	BEL	1:17:33	<b>1:18:26</b>	6:02	9.95	17	f18	
	134.	938	<b>DE GEYTER Gert</b>	38	BEL	1:17:38	<b>1:18:26</b>	6:02	9.95	82	m18	

	135. 1166	<b>PYNAERT Yves</b>	47	BEL	1:18:33	<b>1:18:37</b>	6:03	9.92	21 m40
	136. 1033	<b>GUILLAUME Stephane</b>	47	BEL	1:17:55	<b>1:18:38</b>	6:03	9.92	22 m40
	137. 979	<b>TAVEIRNE Koen</b>	42	BEL	1:17:19	<b>1:18:40</b>	6:04	9.92	23 m40
	138. 1050 F	<b>HUIZENGA Ellen</b>	29	BEL	1:18:35	<b>1:18:40</b>	6:04	9.92	18 f18
	139. 1124 F	<b>MEUSER Aline</b>	28	BEL	1:18:30	<b>1:18:41</b>	6:04	9.91	19 f18
	140. 1349	<b>YSKOUT Markian</b>	31	BEL	1:18:24	<b>1:18:49</b>	6:04	9.90	83 m18
	141. 989	<b>DEVEEN Francis</b>	32	BEL	1:18:10	<b>1:18:49</b>	6:04	9.90	84 m18
	142. 812	<b>WASTIELS Kris</b>	42	BEL	1:17:30	<b>1:18:50</b>	6:04	9.90	24 m40
	143. 630	<b>SANDERS Daan</b>	36	BEL	1:17:51	<b>1:18:53</b>	6:05	9.89	85 m18
	144. 929	<b>DE BAERDEMAEKER Michael</b>	31	BEL	1:18:10	<b>1:18:54</b>	6:05	9.89	86 m18
	145. 946	<b>DE RIDDER Robin</b>	38	BEL	1:17:39	<b>1:19:01</b>	6:05	9.87	87 m18
	146. 1030	<b>GOOSSENS Frank</b>	45	BEL	1:18:10	<b>1:19:08</b>	6:06	9.86	25 m40
	147. 1171	<b>RIGILLO Elio</b>	27	BEL	1:18:16	<b>1:19:10</b>	6:06	9.85	88 m18
	148. 1334	<b>VINCK Joris</b>	31	BEL	1:18:57	<b>1:19:15</b>	6:06	9.84	89 m18
	149. 1362	<b>VANDERMEERSCHEN Koenraad</b>	47	BEL	1:19:09	<b>1:19:30</b>	6:07	9.81	26 m40
	150. 976	<b>DELEYE Kurt</b>	44	BEL	1:19:36	<b>1:19:40</b>	6:08	9.79	27 m40

DNF: abandon; DSQ: disqualifié; Vitesse en km/h

# North C Trail

Koksijde, 28/02/2015, BEL

13km - Resultaat

13km

CAP

									Categorie			
Pos	Nr	Naam	Leef.	IOC	Club	Werkelijke	Tijd	Tkm	Gem.	Plaats	Naam	Gemeente
	151.	936	<b>DE CREMER Kris</b>	46	BEL		1:19:38	<b>1:19:40</b>	6:08	9.79	28	m40
	152.	908	F <b>CERDOBBEL An</b>	35	BEL		1:19:23	<b>1:19:45</b>	6:09	9.78	20	f18
	153.	1280	<b>VANDECASTEELE Manu</b>	35	BEL		1:18:40	<b>1:19:46</b>	6:09	9.78	90	m18
	154.	923	<b>CROES Kevin</b>	28	BEL		1:19:19	<b>1:19:53</b>	6:09	9.76	91	m18
	155.	1093	<b>LOGGHE Guy</b>	45	BEL		1:19:10	<b>1:19:57</b>	6:09	9.76	29	m40
	156.	866	<b>BAERT Chris</b>	35	BEL		1:19:48	<b>1:20:07</b>	6:10	9.74	92	m18
	157.	1204	<b>STEYAERT Jeroen</b>	30	BEL		1:18:54	<b>1:20:08</b>	6:10	9.73	93	m18
	158.	857	<b>ADAM Jeffrey</b>	35	BEL		1:20:00	<b>1:20:11</b>	6:11	9.73	94	m18
	159.	1009	<b>DUSEYAU David</b>	47	FRA		1:19:22	<b>1:20:16</b>	6:11	9.72	30	m40
	160.	1044	<b>HERREGODTS David</b>	40	BEL		1:19:28	<b>1:20:28</b>	6:12	9.69	31	m40
	161.	964	<b>DEBUYSERE Kasper</b>	28	BEL		1:19:59	<b>1:20:29</b>	6:12	9.69	95	m18
	162.	1238	<b>VAN DAELE Christoph</b>	43	BEL		1:19:53	<b>1:20:38</b>	6:13	9.67	32	m40
	163.	1094	F <b>LOONES Fien</b>	29	BEL		1:20:43	<b>1:20:58</b>	6:14	9.64	21	f18
	164.	728	<b>VAN TICHELEN Thomas</b>	33	BEL		1:19:41	<b>1:20:59</b>	6:14	9.63	96	m18
	165.	994	<b>DEVOLDER David</b>	36	BEL		1:20:20	<b>1:21:04</b>	6:15	9.62	97	m18
	166.	1233	F <b>VAN BRAEKEL Sofie</b>	32	BEL		1:21:00	<b>1:21:10</b>	6:15	9.61	22	f18
	167.	890	<b>BOSSANT Nick</b>	27	BEL		1:20:01	<b>1:21:13</b>	6:15	9.60	98	m18
	168.	1014	<b>FIGOUREUX Louis</b>	25	BEL		1:20:15	<b>1:21:21</b>	6:16	9.59	99	m18
	169.	1147	<b>PAUWELS Didier</b>	55	BEL		1:20:22	<b>1:21:23</b>	6:16	9.58	11	m50
	170.	1073	<b>LAUWEREINS Steven</b>	39	BEL		1:20:00	<b>1:21:24</b>	6:16	9.58	100	m18
	171.	1106	<b>MAHIEU Christophe</b>	40	BEL		1:20:36	<b>1:21:37</b>	6:17	9.56	33	m40
	172.	865	<b>AUBREY Alastair</b>	36	BEL		1:21:38	<b>1:21:42</b>	6:18	9.55	101	m18
	173.	1343	<b>WIETENDAELE Ingemar</b>	31	BEL		1:21:45	<b>1:21:47</b>	6:18	9.54	102	m18
	174.	1291	F <b>VANDERLINDEN Lien</b>	35	BEL		1:20:45	<b>1:21:47</b>	6:18	9.54	23	f18
	175.	1269	<b>VAN PUT Steven</b>	38	BEL		1:20:52	<b>1:21:56</b>	6:19	9.52	103	m18
	176.	1007	F <b>DUQUESNE Nathalie</b>	37	BEL		1:21:48	<b>1:22:02</b>	6:19	9.51	24	f18
	177.	922	<b>COURTOIS Leslie</b>	46	BEL		1:21:57	<b>1:22:04</b>	6:19	9.51	34	m40
	178.	1196	<b>SIMON Maarten</b>	38	BEL		1:21:32	<b>1:22:07</b>	6:19	9.50	104	m18
	179.	1257	<b>VAN HOOFF Jan</b>	45	BEL		1:20:47	<b>1:22:08</b>	6:20	9.50	35	m40
	180.	972	<b>DEFRUYT Ronald</b>	67	BEL		1:22:11	<b>1:22:18</b>	6:20	9.48	3	m60
	181.	1219	<b>TIMPERMAN Koen</b>	49	BEL		1:21:46	<b>1:22:19</b>	6:20	9.48	36	m40
	182.	1054	<b>INGHELBRECHT Stijn</b>	34	BEL		1:21:38	<b>1:22:25</b>	6:21	9.46	105	m18
	183.	1119	<b>MEIRLEVEDE Robby</b>	37	BEL		1:22:09	<b>1:22:30</b>	6:21	9.46	106	m18



184. 980	F	<b>DENDOOVEN Annick</b>	45	BEL	1:22:15	<b>1:22:32</b>	6:21	9.45	3 f40
185. 1181		<b>RUYSEVELDT Jean Pierre</b>	56	BEL	1:22:17	<b>1:22:35</b>	6:22	9.45	12 m50
186. 982		<b>DENUWELAERE Emiel</b>	25	BEL	1:22:23	<b>1:22:38</b>	6:22	9.44	107 m18
187. 1160		<b>PILLEN Jelle</b>	33	BEL	1:21:56	<b>1:22:39</b>	6:22	9.44	108 m18
188. 862		<b>AMELOOT Peter</b>	30	BEL	1:22:29	<b>1:22:55</b>	6:23	9.41	109 m18
189. 418		<b>GANTOIS Johan</b>	56	BEL	1:22:20	<b>1:23:03</b>	6:24	9.39	13 m50
190. 987		<b>DERUDDER Lennard</b>	16	BEL	1:22:08	<b>1:23:09</b>	6:24	9.38	110 m18
191. 1223		<b>TUYLS Bruno</b>	60	BEL	1:22:13	<b>1:23:16</b>	6:25	9.37	4 m60
192. 396		<b>DUMONT Charles-Henry</b>	32	BEL	1:22:01	<b>1:23:18</b>	6:25	9.36	111 m18
193. 1176		<b>ROGGE Maarten</b>	29	BEL	1:22:35	<b>1:23:43</b>	6:27	9.32	112 m18
194. 1067	F	<b>LAGAUW Elien</b>	27	BEL	1:23:24	<b>1:23:51</b>	6:27	9.30	25 f18
195. 1341	F	<b>WAUTERS Birgit</b>	30	BEL	1:23:21	<b>1:24:06</b>	6:29	9.28	26 f18
196. 1357		<b>GOETHALS Jeffrey</b>		BEL	1:23:23	<b>1:24:06</b>	6:29	9.28	1 xxx
197. 1185	F	<b>SCHAEFER Katrin</b>	38	BEL	1:23:52	<b>1:24:11</b>	6:29	9.27	27 f18
198. 1000	F	<b>DIMIAUX Tatiana</b>	27	BEL	1:23:55	<b>1:24:12</b>	6:29	9.26	28 f18
199. 1068		<b>LAGROU Dries</b>	24	BEL	1:23:33	<b>1:24:14</b>	6:29	9.26	113 m18
200. 885		<b>BOGAERT Maarten</b>	36	BEL	1:23:20	<b>1:24:22</b>	6:30	9.25	114 m18

DNF: abandon; DSQ: disqualifié; Vitesse en km/h




































# North C Trail

Koksijde, 28/02/2015, BEL

13km - Resultaat

13km

CAP

Pos	Nr	Naam	Leef.	IOC	Club	Werkelijke	Tijd	Tkm	Gem.	Categorie		
										Plaats	Naam	Gemeente
	201.	1110 F	<b>MARVELLIE Myrienne</b>	50	BEL		1:24:05	<b>1:24:24</b>	6:30	9.24	2	f50
	202.	1210 F	<b>TANGHE Heleen</b>	41	BEL		1:23:48	<b>1:24:25</b>	6:30	9.24	4	f40
	203.	985	<b>DERAEVE Peter</b>	37	BEL		1:24:19	<b>1:24:31</b>	6:31	9.23	115	m18
	204.	937 F	<b>DE DECKKER Anne-Sophie</b>	39	BEL		1:24:19	<b>1:24:31</b>	6:31	9.23	29	f18
	205.	869	<b>BALLANT Barefoot Denis</b>	52	BEL		1:24:20	<b>1:24:33</b>	6:31	9.23	14	m50
	206.	1267 F	<b>VAN MECHGELEN Marleen</b>	54	BEL		1:24:19	<b>1:24:43</b>	6:31	9.21	3	f50
	207.	1039	<b>HENS Jan</b>	37	BEL		1:23:52	<b>1:24:48</b>	6:32	9.20	116	m18
	208.	1076 F	<b>LECLERCQ Evelyne</b>	59	BEL		1:24:37	<b>1:25:03</b>	6:33	9.17	4	f50
	209.	1111	<b>MASFRANCX Jonathan</b>	36	BEL		1:24:51	<b>1:25:16</b>	6:34	9.15	117	m18
	210.	1306	<b>VANNOOTE Tom</b>	38	BEL		1:24:47	<b>1:25:27</b>	6:35	9.13	118	m18
	211.	975 F	<b>DEJONGHE Sharon</b>	29	BEL		1:25:15	<b>1:25:29</b>	6:35	9.13	30	f18
	212.	861	<b>ALTENBERG Max</b>	32	BEL		1:25:14	<b>1:25:38</b>	6:36	9.11	119	m18
	213.	1082	<b>LERINCKX Gerrit</b>	33	BEL		1:25:11	<b>1:25:38</b>	6:36	9.11	120	m18
	214.	1278 F	<b>VANBOQUESTAL Emilie</b>	28	BEL		1:24:45	<b>1:25:40</b>	6:36	9.11	31	f18
	215.	1227	<b>VALCKE Frederik</b>	38	BEL		1:25:23	<b>1:25:48</b>	6:36	9.09	121	m18
	216.	921 F	<b>COUDRON Carla</b>	43	BEL		1:25:31	<b>1:25:57</b>	6:37	9.08	5	f40
	217.	967 F	<b>DECEUNINCK Ann</b>	50	BEL		1:25:37	<b>1:25:58</b>	6:37	9.07	5	f50
	218.	1123 F	<b>MEULENAERE Els</b>	53	BEL		1:25:47	<b>1:25:58</b>	6:37	9.07	6	f50
	219.	873 F	<b>BAUM Liesbeth</b>	36	BEL		1:25:40	<b>1:26:22</b>	6:39	9.03	32	f18
	220.	1031	<b>GOUWY Jochen</b>	27	BEL		1:26:15	<b>1:26:31</b>	6:40	9.02	122	m18
	221.	271	<b>CLOQUET Jean-Marie</b>	38	BEL		1:25:37	<b>1:26:33</b>	6:40	9.01	123	m18
	222.	1230	<b>VAN ACKER Mark</b>	42	BEL		1:25:37	<b>1:26:33</b>	6:40	9.01	37	m40
	223.	920	<b>COUCKE Ignace</b>	46	BEL		1:26:29	<b>1:26:36</b>	6:40	9.01	38	m40
	224.	1215 F	<b>THAON Stephanie</b>	41	BEL		1:26:23	<b>1:26:44</b>	6:41	8.99	6	f40
	225.	932 F	<b>DE BOCK Anneleen</b>	37	BEL		1:26:20	<b>1:26:51</b>	6:41	8.98	33	f18
	226.	1235	<b>VAN CALSTER Kim</b>	25	BEL		1:26:20	<b>1:26:51</b>	6:41	8.98	124	m18
	227.	1268	<b>VAN NUFFELEN Sven</b>	23	BEL		1:26:08	<b>1:26:57</b>	6:42	8.97	125	m18
	228.	884 F	<b>BOEVE Sien</b>	35	BEL		1:26:35	<b>1:26:57</b>	6:42	8.97	34	f18
	229.	886	<b>D'HONT Simon</b>	13	BEL		1:26:17	<b>1:27:03</b>	6:42	8.96	126	m18
	230.	1092 F	<b>LIPPENS Adeline</b>	37	BEL		1:26:49	<b>1:27:04</b>	6:42	8.96	35	f18
	231.	1308 F	<b>VANSTALLE Sandra</b>	45	BEL		1:26:18	<b>1:27:04</b>	6:42	8.96	7	f40
	232.	1159	<b>PIETERS Thomas</b>	28	BEL		1:26:53	<b>1:27:08</b>	6:43	8.95	127	m18
	233.	1013 F	<b>FERYN Elise</b>	24	BEL		1:26:33	<b>1:27:13</b>	6:43	8.94	36	f18
	234.	1335 F	<b>VLAEMINCK Lieselotte</b>	30	BEL		1:26:41	<b>1:27:28</b>	6:44	8.92	37	f18
	235.	1329 F	<b>VERSTRAETE France</b>	45	BEL		1:27:26	<b>1:27:36</b>	6:45	8.90	8	f40

	236. 1266 F	<b>VAN MALDERGEM An</b>	39	BEL	1:26:59	<b>1:27:36</b>	6:45	8.90	38 f18
	237. 272	<b>CLUDTS Jan</b>	37	BEL	1:27:07	<b>1:27:47</b>	6:46	8.89	128 m18
	238. 1242	<b>VAN DE VELDE Tijs</b>	10	BEL	1:27:23	<b>1:27:47</b>	6:46	8.89	129 m18
	239. 471	<b>JACOBY Jonathan</b>	32	BEL	1:27:06	<b>1:27:47</b>	6:46	8.89	130 m18
	240. 863 F	<b>ANNEMIE Dullaert</b>	49	BEL	1:27:25	<b>1:27:48</b>	6:46	8.88	9 f40
	241. 970	<b>DECRUYENAERE Kenny</b>	27	BEL	1:26:39	<b>1:27:54</b>	6:46	8.88	131 m18
	242. 1275 F	<b>VAN VLASSELAER Els</b>	32	BEL	1:27:05	<b>1:27:54</b>	6:46	8.87	39 f18
	243. 1156 F	<b>PHILIPPART Veronique</b>	51	BEL	1:27:31	<b>1:27:54</b>	6:46	8.87	7 f50
	244. 351	<b>DECLERCQ Willem</b>	36	BEL	1:27:26	<b>1:27:59</b>	6:47	8.87	132 m18
	245. 1295 F	<b>VANGREVELING Catherine</b>	38	BEL	1:27:52	<b>1:28:01</b>	6:47	8.86	40 f18
	246. 527 F	<b>MAESEN Erna</b>	49	BEL	1:28:00	<b>1:28:03</b>	6:47	8.86	10 f40
	247. 1112 F	<b>MASQUELIN Caroline</b>	51	BEL	1:27:53	<b>1:28:07</b>	6:47	8.85	8 f50
	248. 950 F	<b>DE ROO Kathy</b>	49	BEL	1:27:49	<b>1:28:07</b>	6:47	8.85	11 f40
	249. 951 F	<b>DE ROY Britt</b>	24	BEL	1:27:19	<b>1:28:08</b>	6:47	8.85	41 f18
	250. 1071	<b>LAPON Brecht</b>	24	BEL	1:28:07	<b>1:28:13</b>	6:48	8.84	133 m18

DNF: abandon; DSQ: disqualifié; Vitesse en km/h
























# North C Trail



















Koksijde, 28/02/2015, BEL

13km - Resultaat

13km

CAP

Pos	Nr	Naam	Leef.	IOC	Club	Werkelijke	Tijd	Tkm	Gem.	Categorie		
										Plaats	Naam	Gemeente
	251.	928	<b>DE BACKER</b>	Daan	37	BEL	1:27:02	<b>1:28:14</b>	6:48	8.84	134	m18
	252.	973	<b>DEGROOTE</b>	Andreas	34	BEL	1:27:13	<b>1:28:17</b>	6:48	8.84	135	m18
	253.	960	F <b>DE WULF</b>	Caroline	45	BEL	1:27:33	<b>1:28:20</b>	6:48	8.83	12	f40
	254.	864	F <b>APPEL SJOBERG</b>	Stina	41	SWE	1:28:16	<b>1:28:21</b>	6:48	8.83	13	f40
	255.	945	<b>DE PUS</b>	Evert	41	BEL	1:27:48	<b>1:28:27</b>	6:49	8.82	39	m40
	256.	1359	F <b>DESMEDT</b>	Lieve	37	BEL	1:28:16	<b>1:28:29</b>	6:49	8.82	42	f18
	257.	1355	<b>VERTEGEN</b>	Eric	54	BEL	1:28:06	<b>1:28:42</b>	6:50	8.79	15	m50
	258.	1246	<b>VAN DEN BOGAERT</b>	Jeroen	27	BEL	1:28:39	<b>1:28:46</b>	6:50	8.79	136	m18
	259.	1326	<b>VERSLUYS</b>	Lesley	33	BEL	1:27:30	<b>1:28:53</b>	6:51	8.78	137	m18
	260.	939	<b>DE GREEF</b>	Robin	27	BEL	1:28:15	<b>1:29:04</b>	6:52	8.76	138	m18
	261.	963	F <b>DEBO</b>	Ine	30	BEL	1:28:26	<b>1:29:08</b>	6:52	8.75	43	f18
	262.	1284	F <b>VANDENBRANDE</b>	Nadia	39	BEL	1:29:17	<b>1:29:19</b>	6:53	8.73	44	f18
	263.	1363	<b>DE SMEDT</b>	David	33	BEL	1:29:16	<b>1:29:20</b>	6:53	8.73	139	m18
	264.	1136	<b>NOULLET</b>	Gregory	45	BEL	1:28:08	<b>1:29:23</b>	6:53	8.73	40	m40
	265.	1144	<b>PALANGA</b>	Christian	55	BEL	1:28:21	<b>1:29:28</b>	6:53	8.72	16	m50
	266.	1190	<b>VERLEY</b>	Nathan	45	BEL	1:28:20	<b>1:29:33</b>	6:54	8.71	41	m40
	267.	1080	F <b>LEPLAE</b>	Lies	27	BEL	1:29:15	<b>1:29:37</b>	6:54	8.71	45	f18
	268.	1350	<b>ZAHID</b>	Hicham	35	BEL	1:28:31	<b>1:29:47</b>	6:55	8.69	140	m18
	269.	320	F <b>DE PLECKER</b>	Sarah	38	BEL	1:29:11	<b>1:29:52</b>	6:55	8.68	46	f18
	270.	1298	F <b>VANHOLLEBEKE</b>	Inga	36	BEL	1:29:45	<b>1:29:58</b>	6:56	8.67	47	f18
	271.	1265	<b>VAN MAELZAEKE</b>	Dirk	60	BEL	1:30:13	<b>1:30:17</b>	6:57	8.64	5	m60
	272.	1317	F <b>VERHAEGHE</b>	Sigrid	35	BEL	1:29:15	<b>1:30:18</b>	6:57	8.64	48	f18
	273.	1177	F <b>ROOMS</b>	Liesbeth	35	BEL	1:29:16	<b>1:30:20</b>	6:57	8.64	49	f18
	274.	977	F <b>DELOBELLE</b>	Bernadette	53	BEL	1:29:28	<b>1:30:38</b>	6:59	8.61	9	f50
	275.	1358	<b>DE SAEGHER</b>	Danny	50	BEL	1:30:10	<b>1:30:38</b>	6:59	8.61	17	m50
	276.	962	<b>DEBLAUWE</b>	Bart	48	BEL	1:30:01	<b>1:30:51</b>	7:00	8.59	42	m40
	277.	1135	<b>NONET</b>	Philippe	49	BEL	1:29:53	<b>1:30:52</b>	7:00	8.58	43	m40
	278.	868	F <b>BAKEROOT</b>	Hilde	52	BEL	1:30:39	<b>1:30:59</b>	7:00	8.57	10	f50
	279.	1283	F <b>VANDENBOSCH</b>	Tineke	28	BEL	1:30:18	<b>1:31:01</b>	7:01	8.57	50	f18
	280.	904	F <b>CATTRYSSE</b>	Deborah	32	BEL	1:30:54	<b>1:31:23</b>	7:02	8.54	51	f18

	281. 947	F	<b>DE RIJCKE Stephanie</b>	36	BEL	1:30:57	<b>1:31:27</b>	7:03	8.53	52	f18
	282. 1232	F	<b>VAN BASTELAER Mireille</b>	52	BEL	1:31:07	<b>1:31:41</b>	7:04	8.51	11	f50
	283. 1273		<b>VAN THIELEN Frederik</b>	31	BEL	1:24:58	<b>1:31:54</b>	7:05	8.49	141	m18
	284. 1274	F	<b>VAN THIELEN Babs</b>	31	BEL	1:24:58	<b>1:31:54</b>	7:05	8.49	53	f18
	285. 984		<b>DERAEVE Gilles</b>	20	BEL	1:31:23	<b>1:31:58</b>	7:05	8.48	142	m18
	286. 1175	F	<b>ROELENS Arian</b>	28	BEL	1:31:20	<b>1:32:02</b>	7:05	8.48	54	f18
	287. 541		<b>DAMS Jill</b>	30	BEL	1:31:09	<b>1:32:03</b>	7:05	8.47	143	m18
	288. 1131	F	<b>MOULIN Marilyn</b>	45	BEL	1:31:12	<b>1:32:03</b>	7:05	8.47	14	f40
	289. 1004	F	<b>DOYEN Françoise</b>	44	BEL	1:31:12	<b>1:32:03</b>	7:05	8.47	15	f40
	290. 1048	F	<b>HOSSEY Marion</b>	55	BEL	1:31:10	<b>1:32:04</b>	7:05	8.47	12	f50
	291. 1055		<b>ISERN COMAS Jesus</b>	45	BEL	1:31:02	<b>1:32:07</b>	7:06	8.47	44	m40
	292. 1046	F	<b>HOFFELINCK Ellen</b>	22	BEL	1:32:04	<b>1:32:11</b>	7:06	8.46	55	f18
	293. 902	F	<b>CASSIERS Flore</b>	26	BEL	1:31:58	<b>1:32:12</b>	7:06	8.46	56	f18
	294. 1042		<b>HEROUFOSSE Danny</b>	46	BEL	1:30:57	<b>1:32:15</b>	7:06	8.46	45	m40
	295. 943		<b>DE MEY Jim</b>	53	BEL	1:30:56	<b>1:32:15</b>	7:06	8.46	18	m50
	296. 880		<b>BLOIS Steve</b>	35	BEL	1:32:17	<b>1:32:19</b>	7:07	8.45	144	m18
	297. 1361	F	<b>MOREELS Caroline</b>	47	BEL	1:31:36	<b>1:32:24</b>	7:07	8.44	16	f40
	298. 1038		<b>HENDRICKX Raf</b>	34	BEL	1:31:39	<b>1:32:25</b>	7:07	8.44	145	m18
	299. 800	F	<b>VERSTRYNGE Martine</b>	56	BEL	1:31:40	<b>1:32:29</b>	7:07	8.43	13	f50
	300. 1189		<b>SCHRAUWEN Bart</b>	32	BEL	1:31:19	<b>1:32:38</b>	7:08	8.42	146	m18

DNF: abandon; DSQ: disqualifié; Vitesse en km/h

# North C Trail

Koksijde, 28/02/2015, BEL

13km - Resultaat

13km

CAP

										Categorie		
Pos	Nr	Naam	Leef.	IOC	Club	Werkelijke	Tijd	Tkm	Gem.	Plaats	Naam	Gemeente
	301.	1197	<b>SJOBORG Johan</b>	43	SWE	1:32:40	<b>1:32:45</b>	7:09	8.41	46	m40	
	302.	983	F <b>DERAEMAEKER Sonia</b>	47	BEL	1:32:22	<b>1:32:54</b>	7:09	8.40	17	f40	
	303.	1292	<b>VANDEWALLE Pieter</b>	36	BEL	1:32:19	<b>1:33:03</b>	7:10	8.38	147	m18	
	304.	1148	<b>PEETERS Lucien</b>	59	BEL	1:32:36	<b>1:33:05</b>	7:10	8.38	19	m50	
	305.	1337	<b>VYVEY Jan</b>	56	BEL	1:33:16	<b>1:33:27</b>	7:12	8.35	20	m50	
	306.	969	F <b>DECKERS Tine</b>	29	BEL	1:32:20	<b>1:33:27</b>	7:12	8.35	57	f18	
	307.	1241	F <b>VAN DE SIJPE Annelies</b>	26	BEL	1:33:06	<b>1:33:30</b>	7:12	8.34	58	f18	
	308.	1019	<b>FUCCIO Patrick</b>	56	BEL	1:32:29	<b>1:33:39</b>	7:13	8.33	21	m50	
	309.	1130	F <b>MOSTREY Annick</b>	48	BEL	1:33:02	<b>1:33:53</b>	7:14	8.31	18	f40	
	310.	1327	<b>VERSLUYS Wesley</b>	33	BEL	1:32:36	<b>1:33:59</b>	7:14	8.30	148	m18	
	311.	1366	F <b>MESSENS Elke</b>	31	BEL	1:33:47	<b>1:34:14</b>	7:15	8.28	59	f18	
	312.	1221	<b>TORNEY Benedikt</b>	27	BEL	1:33:44	<b>1:34:16</b>	7:16	8.28	149	m18	
	313.	952	<b>DE RYCK Jonathan</b>	33	BEL	1:33:12	<b>1:34:19</b>	7:16	8.27	150	m18	
	314.	968	F <b>DECKERS Lies</b>	33	BEL	1:33:12	<b>1:34:21</b>	7:16	8.27	60	f18	
	315.	1035	F <b>HAMEEUW Helena</b>	30	BEL	1:33:42	<b>1:34:27</b>	7:16	8.26	61	f18	
	316.	1285	<b>VANDENBROUCKE Jean-Luc</b>	60	BEL	1:34:06	<b>1:34:31</b>	7:17	8.25	6	m60	
	317.	1240	<b>VAN DE KEERE Stefaan</b>	46	BEL	1:33:27	<b>1:34:43</b>	7:18	8.24	47	m40	
	318.	1356	<b>VERMEERSCH Mathias</b>	37	BEL	1:33:26	<b>1:34:43</b>	7:18	8.24	151	m18	
	319.	941	F <b>DE KEYSER Marie Jeanne</b>	67	BEL	1:34:18	<b>1:34:45</b>	7:18	8.23	14	f50	
	320.	1262	F <b>VAN LENT Sarah</b>	27	BEL	1:33:56	<b>1:34:48</b>	7:18	8.23	62	f18	
	321.	1364	F <b>PEETERS Charlotte</b>	27	BEL	1:33:58	<b>1:34:49</b>	7:18	8.23	63	f18	
	322.	1301	<b>VANHOOF Quentin</b>	25	BEL	1:34:25	<b>1:34:55</b>	7:19	8.22	152	m18	
	323.	678	F <b>VAN BEECK Lydia</b>	59	BEL	1:34:31	<b>1:34:56</b>	7:19	8.22	15	f50	
	324.	1083	F <b>LETOR Christel</b>	44	BEL	1:34:48	<b>1:34:59</b>	7:19	8.21	19	f40	
	325.	1277	<b>VANASSCHE Vincent</b>	46	BEL	1:34:04	<b>1:35:03</b>	7:19	8.21	48	m40	
	326.	1222	F <b>TOURBEZ Claire</b>	29	BEL	1:34:48	<b>1:35:12</b>	7:20	8.19	64	f18	
	327.	883	F <b>BLOMME Tine</b>	39	BEL	1:34:50	<b>1:35:13</b>	7:20	8.19	65	f18	
	328.	1109	<b>MARLEIN Kurt</b>	40	BEL	1:34:30	<b>1:35:15</b>	7:20	8.19	49	m40	
	329.	1302	<b>VANHOOF Christian</b>	47	BEL	1:34:49	<b>1:35:18</b>	7:20	8.19	50	m40	
	330.	1077	F <b>LECONTE Brigitte</b>	56	BEL	1:34:16	<b>1:35:25</b>	7:21	8.18	16	f50	
	331.	871	F <b>BARCLAY Kirstie</b>	28	BEL	1:34:20	<b>1:35:37</b>	7:22	8.16	66	f18	
	332.	1151	F <b>PEETERS Laetitia</b>	27	BEL	1:34:21	<b>1:35:37</b>	7:22	8.16	67	f18	
	333.	1070	F <b>LAMOTE Heidi</b>	44	BEL	1:35:16	<b>1:35:50</b>	7:23	8.14	20	f40	
	334.	1116	<b>MAUROY Frederic</b>	49	BEL	1:34:58	<b>1:36:06</b>	7:24	8.12	51	m40	
	335.	965	F <b>DECANNIERE Katrien</b>	38	BEL	1:35:38	<b>1:36:15</b>	7:25	8.11	68	f18	

	336. 1052	<b>HUYSENTRUYT Alexandre</b>	44	BEL	1:35:27	<b>1:36:22</b>	7:25	8.10	52	m40
	337. 859	F <b>ALDERWEIRELD Nadine</b>	50	BEL	1:35:46	<b>1:36:35</b>	7:26	8.08	17	f50
	338. 1017	<b>FRANK Van Damme</b>	40	BEL	1:35:21	<b>1:36:45</b>	7:27	8.06	53	m40
	339. 1060	F <b>KASIER Mieke</b>	33	BEL	1:35:23	<b>1:36:46</b>	7:27	8.06	69	f18
	340. 1251	F <b>VAN DER RAAD Lotte</b>	29	BEL	1:36:06	<b>1:36:54</b>	7:28	8.05	70	f18
	341. 1271	F <b>VAN ROY Helena</b>	53	BEL	1:36:15	<b>1:37:01</b>	7:28	8.04	18	f50
	342. 1263	F <b>VAN LIPPEVELDE Wendy</b>	29	BEL	1:36:34	<b>1:37:03</b>	7:28	8.04	71	f18
	343. 1236	F <b>VAN CLUYSEN Loes</b>	31	BEL	1:36:54	<b>1:37:05</b>	7:29	8.03	72	f18
	344. 1182	<b>VILEYN Stephan</b>	43	BEL	1:36:29	<b>1:37:34</b>	7:31	8.00	54	m40
	345. 1324	F <b>VERPLANCKE Liesbeth</b>	34	BEL	1:36:19	<b>1:37:36</b>	7:31	7.99	73	f18
	346. 1062	<b>KEUKELEIRE Ralf</b>	30	BEL	1:37:22	<b>1:38:01</b>	7:33	7.96	153	m18
	347. 1360	<b>DE WAEGENAERE Kurt</b>	42	BEL	1:37:37	<b>1:38:03</b>	7:33	7.96	55	m40
	348. 1098	F <b>LUCAS Ellen</b>	37	BEL	1:37:02	<b>1:38:09</b>	7:33	7.95	74	f18
	349. 940	F <b>DE GROOTE Ria</b>	59	BEL	1:37:03	<b>1:38:09</b>	7:33	7.95	19	f50
	350. 878	<b>BLANCKAERT Jan</b>	44	BEL	1:37:39	<b>1:38:15</b>	7:34	7.94	56	m40

DNF: abandon; DSQ: disqualified; Vitesse en km/h

# North C Trail





















Koksijde, 28/02/2015, BEL

13km - Resultaat

13km

CAP

										Categorie			
Pos	Nr	Naam	Leef.	IOC	Club	Werkelijke	Tijd	Tkm	Gem.	Plaats	Naam	Gemeente	
	351.	1028 F	<b>GOEMAERE</b>	Dolores	32	BEL	1:37:40	<b>1:38:29</b>	7:35	7.92	75	f18	
	352.	1353 F	<b>CAMBIER</b>	Virginie	34	BEL	1:37:24	<b>1:38:31</b>	7:35	7.92	76	f18	
	353.	899 F	<b>CAMBIER</b>	Virginie	34	BEL	1:37:24	<b>1:38:32</b>	7:35	7.92	77	f18	
	354.	1101 F	<b>MAES</b>	Veerle	48	BEL	1:37:59	<b>1:38:36</b>	7:36	7.91	21	f40	
	355.	1187	<b>SCHERPENBERG</b>	Andy	39	BEL	1:37:26	<b>1:38:37</b>	7:36	7.91	154	m18	
	356.	1155 F	<b>PETERS</b>	Ilse	29	BEL	1:37:26	<b>1:38:38</b>	7:36	7.91	78	f18	
	357.	766 F	<b>VANOVERBEKE</b>	Ellen	34	BEL	1:38:24	<b>1:38:55</b>	7:37	7.89	79	f18	
	358.	894	<b>BRASSAERT</b>	Andre	69	BEL	1:38:30	<b>1:38:58</b>	7:37	7.88	7	m60	
	359.	1034 F	<b>HAELEWYCK</b>	Karolien	41	BEL	1:38:05	<b>1:39:03</b>	7:38	7.87	22	f40	
	360.	1137	<b>NYNATTEN</b>	Ronald	52	BEL	1:38:43	<b>1:39:06</b>	7:38	7.87	22	m50	
	361.	1192 F	<b>SEBRECHTS</b>	Annelies	22	BEL	1:38:45	<b>1:39:06</b>	7:38	7.87	80	f18	
	362.	1142	<b>PACKET</b>	Hans	31	BEL	1:39:02	<b>1:39:17</b>	7:39	7.86	155	m18	
	363.	1203 F	<b>STEYAERT</b>	Caroline	42	BEL	1:38:02	<b>1:39:22</b>	7:39	7.85	23	f40	
	364.	1239 F	<b>VAN DAM</b>	Astrid	24	BEL	1:38:16	<b>1:39:22</b>	7:39	7.85	81	f18	
	365.	925 F	<b>D'HELLEME</b>	Emmanuelle	31	BEL	1:39:06	<b>1:39:32</b>	7:40	7.84	82	f18	
	366.	1367 F	<b>LESTAEGHE</b>	Linda	41	BEL	1:39:10	<b>1:39:38</b>	7:40	7.83	24	f40	OOSTENDE
	367.	1191	<b>SCHURMANS</b>	Glenn	24	BEL	1:39:34	<b>1:39:45</b>	7:41	7.82	156	m18	
	368.	1272 F	<b>VAN ROY</b>	Laura	21	BEL	1:39:35	<b>1:39:45</b>	7:41	7.82	83	f18	
	369.	901 F	<b>CARRE</b>	Valerie	45	BEL	1:39:12	<b>1:40:15</b>	7:43	7.78	25	f40	
	370.	931 F	<b>DE BLAERE</b>	Laura	31	BEL	1:39:48	<b>1:40:20</b>	7:44	7.77	84	f18	
	371.	1078	<b>LEJAEGHERE</b>	Tomas	39	BEL	1:38:56	<b>1:40:20</b>	7:44	7.77	157	m18	
	372.	1005	<b>DUPONT</b>	Laurent	25	BEL	1:39:48	<b>1:40:37</b>	7:45	7.75	158	m18	
	373.	1153 F	<b>PERSOONE</b>	Elisa	25	BEL	1:39:48	<b>1:40:38</b>	7:45	7.75	85	f18	
	374.	882	<b>BLOMMAERT</b>	Kris	46	BEL	1:40:33	<b>1:40:42</b>	7:45	7.75	57	m40	
	375.	1325 F	<b>VERSCHOORE</b>	Cathy	41	BEL	1:39:53	<b>1:40:45</b>	7:45	7.74	26	f40	
	376.	1244	<b>VAN DE VELDE</b>	Frederik	33	BEL	1:39:27	<b>1:40:51</b>	7:46	7.73	159	m18	
	377.	579 F	<b>OPREA</b>	Carmen	41	ROU	1:40:19	<b>1:40:55</b>	7:46	7.73	27	f40	
	378.	889 F	<b>BOSMANS</b>	Nik	42	BEL	1:40:47	<b>1:41:01</b>	7:47	7.72	28	f40	
	379.	1012 F	<b>FARNIER</b>	Marguerite	49	BEL	1:40:49	<b>1:41:09</b>	7:47	7.71	29	f40	
	380.	927 F	<b>DANIELS</b>	Karen	32	BEL	1:40:36	<b>1:41:10</b>	7:47	7.71	86	f18	

	381. 1310 F	<b>VEERMAN Lieve</b>	53	BEL	1:39:58	<b>1:41:20</b>	7:48	7.70	20 f50
	382. 888	<b>BOON Dimitri</b>	38	BEL	1:40:18	<b>1:41:29</b>	7:49	7.69	160 m18
	383. 1016 F	<b>FRANCOIS Emy</b>	14	BEL	1:41:23	<b>1:41:30</b>	7:49	7.68	2 xxx
	384. 914 F	<b>CLERX Anne</b>	55	BEL	1:41:09	<b>1:41:37</b>	7:49	7.68	21 f50
	385. 1027 F	<b>GODERIS Ilse</b>	41	BEL	1:41:26	<b>1:41:46</b>	7:50	7.67	30 f40
	386. 903	<b>CASTELEIN Nicolino</b>	44	BEL	1:40:53	<b>1:41:47</b>	7:50	7.66	58 m40
	387. 1217	<b>THIERY Lucie</b>	16	BEL	1:40:39	<b>1:41:53</b>	7:51	7.66	161 m18
	388. 1216	<b>THIERY Stan</b>	44	BEL	1:40:39	<b>1:41:54</b>	7:51	7.66	59 m40
	389. 999	<b>DIDIER Wolters</b>	41	BEL	1:42:11	<b>1:42:13</b>	7:52	7.63	60 m40
	390. 1117 F	<b>MEDAER Martine</b>	45	BEL	1:41:43	<b>1:42:17</b>	7:53	7.63	31 f40
	391. 1056	<b>JACOBY Serge</b>	54	BEL	1:41:30	<b>1:42:39</b>	7:54	7.60	23 m50
	392. 926 F	<b>DANEELS Leen</b>	33	BEL	1:41:31	<b>1:42:40</b>	7:54	7.60	87 f18
	393. 870	<b>BANIER Philippe</b>	44	BEL	1:41:50	<b>1:42:45</b>	7:55	7.59	61 m40
	394. 915 F	<b>CLOQUET Fabienne</b>	44	BEL	1:41:49	<b>1:42:46</b>	7:55	7.59	32 f40
	395. 1345 F	<b>WILPUTTE Catherine</b>	44	BEL	1:42:30	<b>1:42:55</b>	7:55	7.58	33 f40
	396. 1122 F	<b>MEULEMAN Annelies</b>	34	BEL	1:42:18	<b>1:43:12</b>	7:57	7.56	88 f18
	397. 1245	<b>VAN DE VOORDE Bart</b>	36	BEL	1:42:20	<b>1:43:14</b>	7:57	7.56	162 m18
	398. 958 F	<b>DE WAEL Aniek</b>	29	BEL	1:42:21	<b>1:43:21</b>	7:57	7.55	89 f18
	399. 1037	<b>HELLEMANS Kevin</b>	29	BEL	1:42:15	<b>1:43:24</b>	7:58	7.54	163 m18
	400. 1158 F	<b>PIERLOOT Sonja</b>	47	BEL	1:42:56	<b>1:43:37</b>	7:59	7.53	34 f40

DNF: abandon; DSQ: disqualifié; Vitesse en km/h



# North C Trail

Koksijde, 28/02/2015, BEL

13km - Resultaat

13km

CAP

										Categorie		
Pos	Nr	Naam	Leef.	IOC	Club	Werkelijke	Tijd	Tkm	Gem.	Plaats	Naam	Gemeente
	401.	1085 F	<b>LEUWERS Carine</b>	43	BEL	1:42:29	<b>1:43:49</b>	8:00	7.51	35	f40	
	402.	292 F	<b>DAVID Lien</b>	45	BEL	1:43:40	<b>1:43:52</b>	8:00	7.51	36	f40	
	403.	1368	<b>PACKET Peter</b>	29	BEL	1:44:02	<b>1:44:18</b>	8:02	7.48	164	m18	
	404.	1141	<b>PACKET Peter</b>	29	BEL	1:44:00	<b>1:44:18</b>	8:02	7.48	165	m18	
	405.	1120	<b>MELSENS Philippe</b>	27	BEL	1:44:02	<b>1:44:19</b>	8:02	7.48	166	m18	
	406.	1195 F	<b>SIJMONS Naomi</b>	28	BEL	1:44:08	<b>1:44:20</b>	8:02	7.48	90	f18	
	407.	1025 F	<b>GIJSBRECHTS Silke</b>	30	BEL	1:43:39	<b>1:44:36</b>	8:03	7.46	91	f18	
	408.	1011	<b>EYSKENS Koen</b>	30	BEL	1:43:39	<b>1:44:36</b>	8:03	7.46	167	m18	
	409.	1198	<b>SLABBINCK Jacques</b>	59	BEL	1:43:34	<b>1:44:39</b>	8:03	7.45	24	m50	
	410.	916 F	<b>CNOPS Ann</b>	39	BEL	1:43:53	<b>1:44:46</b>	8:04	7.45	92	f18	
	411.	1084 F	<b>LEURIDAN Annelies</b>	24	BEL	1:44:06	<b>1:44:46</b>	8:04	7.45	93	f18	
	412.	1228 F	<b>VAN ACKER Nathalie</b>	36	BEL	1:44:20	<b>1:44:55</b>	8:05	7.44	94	f18	
	413.	1365	<b>LUYCKX Philip</b>	53	BEL	1:44:48	<b>1:45:01</b>	8:05	7.43	25	m50	
	414.	1003 F	<b>DONZE Elke</b>	24	BEL	1:44:56	<b>1:45:14</b>	8:06	7.41	95	f18	
	415.	1205 F	<b>STICKER Sara</b>	27	BEL	1:44:55	<b>1:45:14</b>	8:06	7.41	96	f18	
	416.	913 F	<b>CLERX Isabelle</b>	55	BEL	1:44:23	<b>1:45:27</b>	8:07	7.40	22	f50	
	417.	959 F	<b>DE WOLF Benedicte</b>	39	BEL	1:45:14	<b>1:46:11</b>	8:11	7.35	97	f18	
	418.	1183	<b>SAELENS Geert</b>	57	BEL	1:46:11	<b>1:46:11</b>	8:11	7.35	26	m50	
	419.	1218 F	<b>THILS Joelle</b>	46	BEL	1:45:33	<b>1:46:32</b>	8:12	7.32	37	f40	
	420.	1247 F	<b>VAN DEN KERKHOVE Saskia</b>	45	BEL	1:45:51	<b>1:46:42</b>	8:13	7.31	38	f40	
	421.	1252	<b>VAN GYSEGEM Jan</b>	49	BEL	1:45:41	<b>1:46:54</b>	8:14	7.30	62	m40	
	422.	887 F	<b>BOMBEKE Kelly</b>	38	BEL	1:46:17	<b>1:46:55</b>	8:14	7.30	98	f18	
	423.	1224 F	<b>URGEGHE Aurelie</b>	26	BEL	1:46:50	<b>1:47:07</b>	8:15	7.28	99	f18	
	424.	986 F	<b>DERAVE Bettina</b>	43	BEL	1:46:50	<b>1:47:08</b>	8:15	7.28	39	f40	
	425.	1330 F	<b>VERVAECKE Katy</b>	38	BEL	1:46:55	<b>1:47:43</b>	8:18	7.24	100	f18	
	426.	1234 F	<b>VAN BRUSSELT Alizee</b>	17	BEL	1:48:00	<b>1:48:01</b>	8:19	7.22	101	f18	
	427.	1145 F	<b>PATRICIA Albert</b>	47	BEL	1:47:56	<b>1:48:21</b>	8:21	7.20	40	f40	
	428.	1075 F	<b>LEBRUN Carol</b>	46	BEL	1:48:15	<b>1:49:08</b>	8:24	7.15	41	f40	
	429.	891 F	<b>BOUDART Marie</b>	52	BEL	1:48:21	<b>1:49:14</b>	8:25	7.14	23	f50	
	430.	1079 F	<b>LEMAIRE Isabelle</b>	41	FRA	1:49:50	<b>1:50:34</b>	8:31	7.06	42	f40	
	431.	1108 F	<b>MARICHAL Dorothee</b>	41	BEL	1:49:51	<b>1:50:55</b>	8:32	7.03	43	f40	
	432.	1008	<b>DUSAUSOIT Eddy</b>	45	BEL	1:50:55	<b>1:50:56</b>	8:32	7.03	63	m40	
	433.	1299 F	<b>VANHOOF Noemie</b>	22	BEL	1:51:07	<b>1:51:33</b>	8:35	6.99	102	f18	
	434.	1010 F	<b>DUSSART Nele</b>	28	BEL	1:50:27	<b>1:51:36</b>	8:36	6.99	103	f18	

	435. 1184 F	<b>SANDRON Marie</b>	40	BEL	1:51:41	<b>1:52:02</b>	8:38	6.96	44 f40
	436. 1340 F	<b>WALRAVENS Audrey</b>	32	BEL	1:51:42	<b>1:52:02</b>	8:38	6.96	104 f18
	437. 1293 F	<b>VANDEWOUDE Heidi</b>	46	BEL	1:51:40	<b>1:52:18</b>	8:39	6.95	45 f40
	438. 1059 F	<b>JUSTE Pascaline</b>	57	BEL	1:51:43	<b>1:52:49</b>	8:41	6.91	24 f50
	439. 1081	<b>LEPOUTRE Cedric</b>	33	BEL	1:52:42	<b>1:53:16</b>	8:43	6.89	168 m18
	440. 1128 F	<b>MOENS Axelle</b>	35	BEL	1:52:08	<b>1:53:23</b>	8:44	6.88	105 f18
	441. 1104	<b>MAGHERMAN Andy</b>	34	BEL	1:52:58	<b>1:53:58</b>	8:46	6.84	169 m18
	442. 875 F	<b>BENARD Marie</b>	44	FRA	1:54:10	<b>1:55:13</b>	8:52	6.77	46 f40
	443. 1157	<b>PICRON Olivier</b>	49	BEL	1:54:12	<b>1:55:14</b>	8:52	6.77	64 m40
	444. 1250 F	<b>VAN DER MEULEN Claire</b>	36	BEL	1:55:27	<b>1:56:32</b>	8:58	6.69	106 f18
	445. 1307	<b>VANSAINGELE Luc</b>	60	BEL	1:58:00	<b>1:58:00</b>	9:05	6.61	8 m60
	446. 690 F	<b>POELS Jane</b>	59	BEL	1:56:49	<b>1:58:04</b>	9:05	6.61	25 f50
	447. 1069 F	<b>LAMBERT Laura</b>	26	BEL	2:03:00	<b>2:03:12</b>	9:29	6.33	107 f18
	448. 909 F	<b>CHERRY Julie</b>	34	BEL	2:03:06	<b>2:03:19</b>	9:30	6.33	108 f18
	449. 860 F	<b>ALFANO France</b>	34	BEL	2:03:48	<b>2:04:44</b>	9:36	6.25	109 f18
	450. 1150 F	<b>PEETERS Barbara</b>	36	BEL	2:06:45	<b>2:07:37</b>	9:49	6.11	110 f18

DNF: abandon; DSQ: disqualifié; Vitesse en km/h

# North C Trail

Koksijde, 28/02/2015, BEL  
13km - Resultaat

13km

CAP

Pos	Nr	Naam	Leef.	IOC	Club	Werkelijke	Tijd	Tkm	Gem.	Categorie	
										Plaats	Naam
	451.	1149	<b>PEETERS Frank</b>	61	BEL	2:06:45	<b>2:07:37</b>	9:49	6.11	9	m60
	452.	1339 F	<b>WAILLY Martine</b>	59	BEL	2:12:14	<b>2:13:21</b>	10:16	5.85	26	f50
	453.	974	<b>DEHANDSCHUTTER Lennart</b>	26	BEL	2:15:51	<b>2:15:51</b>	10:27	5.74	170	m18
	454.	874	<b>BECK Michel</b>	65	BEL	2:22:32	<b>2:23:17</b>	11:02	5.44	10	m60
	DSQ	1200 F	<b>SOENEN Laurence</b>	44	BEL	38:12	<b>42:59</b>				f40
	DNF	1026	<b>GLORIE Amadeo</b>	26	BEL						m18
	DNF	1097	<b>LOWIE Sam</b>	40	BEL						m40
	DNF	1118 F	<b>MEERT Inge</b>	39	BEL						f18
	DNF	1172 F	<b>ROBESYN Valerie</b>	35	BEL						f18
	DNF	1220	<b>TON-THAT Duong-Ky</b>	35	BEL						m18
	DNF	1296 F	<b>VANHAECKE Caroline</b>	49	FRA						f40

DNF: abandon; DSQ: disqualified; Vitesse en km/h