

# North C Trail

Koksijde, 28/02/2015, BEL

25km - Resultaat

25km

CAP

Pos	Nr	Naam	Leef.	IOC	Club	Werkelijke	Tijd	Tkm	Gem.	Categorie		
										Plaats	Naam	Gemeente
	1.	834	<b>THEUNIS Gert Hilda</b>	40	BEL	1:43:00	<b>1:43:01</b>	4:08	14.56	1	m40	<i>HANNUT</i>
	2.	784	<b>VERLINDEN Ben</b>	30	BEL	1:43:57	<b>1:43:57</b>	4:10	14.43	1	m18	
	3.	577	<b>OMEY Hans</b>	29	BEL	1:46:39	<b>1:46:40</b>	4:16	14.06	2	m18	
	4.	239	<b>BRYLSBAERT Kevin</b>	25	BEL	1:48:32	<b>1:48:35</b>	4:21	13.82	3	m18	
	5.	588	<b>PLANCKAERT Thijs</b>	30	BEL	1:48:51	<b>1:48:53</b>	4:22	13.78	4	m18	
	6.	734	<b>VANACKER Xavier</b>	43	BEL	1:48:48	<b>1:49:41</b>	4:24	13.68	2	m40	
	7.	560	<b>MOREEL Wout</b>	37	BEL	1:51:02	<b>1:51:03</b>	4:27	13.51	5	m18	
	8.	511	<b>LEY Mike</b>	37	BEL	1:51:04	<b>1:51:07</b>	4:27	13.50	6	m18	
	9.	661	<b>TOELANTS Stefan</b>	43	BEL	1:51:05	<b>1:51:07</b>	4:27	13.50	3	m40	
	10.	438	<b>GRYP Wouter</b>	27	BEL	1:51:20	<b>1:51:36</b>	4:28	13.44	7	m18	
	11.	776	<b>VERBIEST Kris</b>	30	BEL	1:50:27	<b>1:51:46</b>	4:29	13.42	8	m18	
	12.	274	<b>COLLE Dieter</b>	37	BEL	1:52:20	<b>1:52:23</b>	4:30	13.35	9	m18	
	13.	385	<b>DEWILDE Kristof</b>	36	BEL	1:52:36	<b>1:52:38</b>	4:31	13.32	10	m18	
	14.	777	<b>VERBRUGGEN Bert</b>	36	BEL	1:52:47	<b>1:52:49</b>	4:31	13.30	11	m18	
	15.	576	<b>OMEY Henk</b>	37	BEL	1:53:06	<b>1:53:07</b>	4:32	13.26	12	m18	
	16.	294	<b>DAVID Lodewijk</b>	33	BEL	1:52:04	<b>1:53:37</b>	4:33	13.20	13	m18	
	17.	341	<b>DEBRUYNE Dieter</b>	31	BEL	1:54:01	<b>1:54:03</b>	4:34	13.15	14	m18	
	18.	512	<b>LEYS Dries</b>	37	BEL	1:55:34	<b>1:55:52</b>	4:39	12.95	15	m18	
	19.	762	<b>VANHERCK Kris</b>	40	BEL	1:55:52	<b>1:55:55</b>	4:39	12.94	4	m40	
	20.	374	<b>DERUYTER Stijn</b>	37	BEL	1:55:36	<b>1:55:57</b>	4:39	12.94	16	m18	
	21.	288	<b>D'HAENE Gert-Jan</b>	25	BEL	1:56:32	<b>1:56:34</b>	4:40	12.87	17	m18	
	22.	765	<b>VANMASSENHOVE Dimitri</b>	41	BEL	1:56:58	<b>1:56:59</b>	4:41	12.82	5	m40	
	23.	493	<b>LANNOO Frank</b>	58	BEL	1:57:04	<b>1:57:04</b>	4:41	12.81	1	m50	
	24.	745	<b>VANDENBROUCKE Jeroen</b>	36	BEL	1:57:07	<b>1:57:22</b>	4:42	12.78	18	m18	
	25.	442	<b>HAMERLINCK Steven</b>	41	BEL	1:57:12	<b>1:57:33</b>	4:43	12.76	6	m40	
	26.	548	<b>MEUSER Christian</b>	59	BEL	1:57:51	<b>1:57:52</b>	4:43	12.73	2	m50	
	27.	693	<b>VAN DEN BROECK Tim</b>	32	BEL	1:57:45	<b>1:57:56</b>	4:44	12.72	19	m18	
	28.	217	<b>BOGAERT Wim</b>	40	BEL	1:58:03	<b>1:58:29</b>	4:45	12.66	7	m40	
	29.	593	<b>POLLENTIER Bjorn</b>	36	BEL	1:58:36	<b>1:58:40</b>	4:45	12.64	20	m18	
	30.	668	<b>TRUYAERT Eddy</b>	49	BEL	1:59:02	<b>1:59:07</b>	4:46	12.59	8	m40	
	31.	451	<b>HERREMANS Alexis</b>	38	BEL	1:59:32	<b>1:59:50</b>	4:48	12.52	21	m18	
	32.	419	<b>GEERTS Pascal</b>	50	BEL	1:59:52	<b>1:59:56</b>	4:48	12.51	3	m50	
	33.	340	<b>DEBISSCHOP Kenny</b>	34	BEL	1:59:57	<b>1:59:58</b>	4:48	12.50	22	m18	
	34.	307	<b>DE DECKKER Christophe</b>	42	BEL	2:00:44	<b>2:00:53</b>	4:51	12.41	9	m40	
	35.	410	<b>FRANCOIS Christophe</b>	39	BEL	2:00:53	<b>2:00:55</b>	4:51	12.41	23	m18	

	36. 521	<b>LYSSENS Benny</b>	53	BEL	2:00:56	<b>2:01:01</b>	4:51	12.40	4 m50
	37. 590	<b>PLASMAN Jeroen</b>	34	BEL	2:00:40	<b>2:01:01</b>	4:51	12.40	24 m18
	38. 635	<b>SEYNAEVE Bert</b>	41	BEL	2:01:01	<b>2:01:04</b>	4:51	12.39	10 m40
	39. 228	<b>BRACKE Wim</b>	37	BEL	2:01:01	<b>2:01:21</b>	4:52	12.36	25 m18
	40. 507	<b>LEMAIRE Peter</b>	48	BEL	2:01:22	<b>2:01:22</b>	4:52	12.36	11 m40
	41. 688	<b>VAN DE VELDE Guido</b>	48	BEL	2:00:49	<b>2:01:33</b>	4:52	12.34	12 m40
	42. 476	<b>JONKERS Robin</b>	31	NLD	2:02:00	<b>2:02:04</b>	4:53	12.29	26 m18
	43. 464	<b>HUVENNE Kevin</b>	35	BEL	2:01:38	<b>2:02:22</b>	4:54	12.26	27 m18
	44. 358	<b>DEKEERSSCHIETER Sam</b>	33	BEL	2:01:21	<b>2:02:33</b>	4:55	12.24	28 m18
	45. 54	<b>FLORIZOONE Filip</b>	40	BEL	2:02:27	<b>2:02:36</b>	4:55	12.24	13 m40
	46. 808	<b>VUYLSTEKE Bart</b>	38	BEL	2:03:13	<b>2:03:16</b>	4:56	12.17	29 m18
	47. 362	<b>DELBAERE Rene</b>	57	BEL	2:03:35	<b>2:03:36</b>	4:57	12.14	5 m50
	48. 754	<b>VANDEVANDEL Christophe</b>	36	BEL	2:03:32	<b>2:03:36</b>	4:57	12.14	30 m18
	49. 623	<b>RYCKAERT Geert</b>	44	BEL	2:03:41	<b>2:03:48</b>	4:58	12.12	14 m40
	50. 666	<b>TRITAR Mehdi</b>	33	BEL	2:04:11	<b>2:04:45</b>	5:00	12.02	31 m18

DNF: abandon; DSQ: disqualifié; Vitesse en km/h

# North C Trail

Koksijde, 28/02/2015, BEL

25km - Resultaat

25km

CAP

Pos	Nr	Naam	Leef.	IOC	Club	Werkelijke	Tijd	Tkm	Gem.	Categorie		
										Plaats	Naam	Gemeente
	51.	276	<b>COLPAERT Filip</b>	61	BEL	2:04:59	<b>2:05:02</b>	5:01	12.00	1	m60	
	52.	770	<b>VANWELSENAERS Tom</b>	46	BEL	2:04:09	<b>2:05:08</b>	5:01	11.99	15	m40	
	53.	821	<b>WINAND Christophe</b>	40	BEL	2:04:19	<b>2:05:10</b>	5:01	11.99	16	m40	
	54.	832	<b>LOUCKX Bart</b>	34	BEL	2:05:06	<b>2:05:15</b>	5:01	11.98	32	m18	
	55.	788	<b>VERMEULEN Maarten</b>	33	BEL	2:05:03	<b>2:06:13</b>	5:03	11.88	33	m18	
	56.	124	<b>SMOLDERS Rob</b>	30	BEL	2:06:36	<b>2:06:57</b>	5:05	11.82	34	m18	
	57.	723	<b>VAN RAEMDONCK Yves</b>	40	BEL	2:06:49	<b>2:07:23</b>	5:06	11.78	17	m40	
	58.	414	<b>FRICKELO Geert</b>	51	BEL	2:07:23	<b>2:07:29</b>	5:06	11.77	6	m50	
	59.	439	<b>GULDENTOPS Maarten</b>	40	BEL	2:07:39	<b>2:07:55</b>	5:07	11.73	18	m40	
	60.	332	<b>DE VREESE Kurt</b>	46	BEL	2:07:47	<b>2:08:00</b>	5:08	11.72	19	m40	
	61.	321	<b>DE REN Marc</b>	49	BEL	2:07:52	<b>2:08:49</b>	5:10	11.65	20	m40	
	62.	744	<b>VANDENBROUCKE Klaas</b>	34	BEL	2:08:37	<b>2:08:50</b>	5:10	11.64	35	m18	
	63.	677	<b>VAN AUTREVE Kristof</b>	30	BEL	2:08:00	<b>2:09:04</b>	5:10	11.62	36	m18	
	64.	557	<b>MONTEYNE Kevin</b>	37	BEL	2:09:49	<b>2:09:51</b>	5:12	11.55	37	m18	
	65.	509	<b>LESIMPLE Pierre-Yves</b>	52	FRA	2:10:14	<b>2:10:30</b>	5:14	11.50	7	m50	
	66.	750	<b>VANDERBIESEN Tom</b>	36	BEL	2:09:59	<b>2:10:44</b>	5:14	11.48	38	m18	
	67.	676	<b>VAN ASSCHE Yoerik</b>	38	BEL	2:10:59	<b>2:11:07</b>	5:15	11.44	39	m18	
	68.	768	<b>VANSPRANGHE Thibaut</b>	42	BEL	2:10:45	<b>2:11:11</b>	5:15	11.43	21	m40	
	69.	616	<b>RONSYN Mark</b>	36	BEL	2:11:08	<b>2:11:22</b>	5:16	11.42	40	m18	
	70.	705	<b>VAN GASSE Mario</b>	43	BEL	2:11:03	<b>2:11:32</b>	5:16	11.40	22	m40	
	71.	224	<b>BOSMANS Maarten</b>	39	BEL	2:11:27	<b>2:11:33</b>	5:16	11.40	41	m18	
	72.	327	<b>DE SMET Maarten</b>	38	BEL	2:11:26	<b>2:11:38</b>	5:16	11.40	42	m18	
	73.	641	<b>SPAPENS Koen</b>	31	BEL	2:11:17	<b>2:11:38</b>	5:16	11.40	43	m18	
	74.	778	<b>VERBURGH Corneel</b>	23	BEL	2:11:12	<b>2:11:39</b>	5:16	11.39	44	m18	
	75.	810	<b>WALLAERT Freddy</b>	54	BEL	2:11:39	<b>2:11:44</b>	5:17	11.39	8	m50	
	76.	336	F <b>DE WILDE Renate</b>	26	NLD	2:11:27	<b>2:11:44</b>	5:17	11.39	1	f18	
	77.	837	<b>D HONDT Eddy</b>	45	BEL	2:11:28	<b>2:11:54</b>	5:17	11.37	23	m40	MELSELE
	78.	747	<b>VANDENEDE Diederik</b>	42	BEL	2:11:44	<b>2:12:01</b>	5:17	11.36	24	m40	
	79.	443	<b>HAMERS Jurgen</b>	44	BEL	2:11:47	<b>2:12:17</b>	5:18	11.34	25	m40	
	80.	490	<b>LAMMERTYN Eli</b>	30	BEL	2:11:47	<b>2:12:28</b>	5:18	11.32	45	m18	
	81.	510	<b>LEUWERS Peter</b>	33	BEL	2:11:51	<b>2:12:30</b>	5:18	11.32	46	m18	
	82.	456	<b>HINE William</b>	25	GBR	2:12:06	<b>2:12:31</b>	5:19	11.32	47	m18	
	83.	739	<b>VANDEKERKHOVE Bram</b>	35	BEL	2:11:43	<b>2:12:31</b>	5:19	11.32	48	m18	
	84.	401	<b>FABRY Bart</b>	31	BEL	2:11:41	<b>2:12:46</b>	5:19	11.30	49	m18	

	85. 508	<b>LEMMENS Roger</b>	46	NLD	2:12:37	<b>2:12:46</b>	5:19	11.30	26 m40
	86. 565	<b>MULIER Lars</b>	26	BEL	2:11:57	<b>2:13:02</b>	5:20	11.28	50 m18
	87. 434	<b>GOOSSENS Jan</b>	50	BEL	2:12:39	<b>2:13:16</b>	5:20	11.26	9 m50
	88. 311	<b>DE KEULENAER Hans</b>	35	BEL	2:12:44	<b>2:13:22</b>	5:21	11.25	51 m18
	89. 802	<b>VERVY Quentin</b>	28	BEL	2:13:08	<b>2:13:30</b>	5:21	11.24	52 m18
	90. 485	<b>KOWALCZYK Benoit</b>	30	BEL	2:13:08	<b>2:13:31</b>	5:21	11.23	53 m18
	91. 615	<b>ROMMELAERE Bjorn</b>	39	BEL	2:12:45	<b>2:13:35</b>	5:21	11.23	54 m18
	92. 814	<b>WAUTERS Dirk</b>	40	BEL	2:13:34	<b>2:13:40</b>	5:21	11.22	27 m40
	93. 781	<b>VEREECKE Peter</b>	43	BEL	2:13:52	<b>2:13:55</b>	5:22	11.20	28 m40
	94. 203	<b>AMEYE Jean-Francois</b>	26	BEL	2:14:28	<b>2:14:38</b>	5:24	11.14	55 m18
	95. 637	<b>SOENENS Lode</b>	38	BEL	2:14:29	<b>2:15:02</b>	5:25	11.11	56 m18
	96. 316	<b>DE MULDER Pieterjan</b>	31	BEL	2:14:48	<b>2:15:12</b>	5:25	11.10	57 m18
	97. 772	<b>VEKEMAN Johan</b>	41	BEL	2:14:57	<b>2:15:14</b>	5:25	11.09	29 m40
	98. 680	<b>VAN BELLEGHEM Iensen</b>	22	BEL	2:13:59	<b>2:15:15</b>	5:25	11.09	58 m18
	99. 727	<b>VAN THEEMSCHE Stefan</b>	49	BEL	2:15:10	<b>2:15:24</b>	5:25	11.08	30 m40
	100. 571	<b>NIJS Jean-Pierre</b>	29	BEL	2:15:11	<b>2:15:25</b>	5:25	11.08	59 m18

DNF: abandon; DSQ: disqualifié; Vitesse en km/h

# North C Trail

Koksijde, 28/02/2015, BEL

25km - Resultaat

25km

CAP

Pos	Nr	Naam	Leef.	IOC	Club	Werkelijke	Tijd	Tkm	Gem.	Categorie				
										Plaats	Naam	Gemeente		
	101.	310	F	DE KESEL	Sofie	31	BEL	2:15:18	<b>2:15:31</b>	5:26	11.07	2	f18	
	102.	610	F	ROELANDT	Inge	39	BEL	2:15:15	<b>2:15:50</b>	5:26	11.04	3	f18	
	103.	440	F	HAAK	Lindsey	35	BEL	2:15:42	<b>2:15:51</b>	5:27	11.04	4	f18	
	104.	689		VAN DE WIELE	Bruno	51	BEL	2:14:17	<b>2:15:51</b>	5:27	11.04	10	m50	
	105.	406		FONCK	Stijn	36	BEL	2:15:44	<b>2:15:53</b>	5:27	11.04	60	m18	
	106.	314		DE MEYER	Yannic	54	BEL	2:14:53	<b>2:16:04</b>	5:27	11.02	11	m50	
	107.	325		DE RYNCK	Bruno	31	BEL	2:15:36	<b>2:16:14</b>	5:27	11.01	61	m18	
	108.	726		VAN ROSSEM	Fabrice	42	BEL	2:15:41	<b>2:16:15</b>	5:27	11.01	31	m40	
	109.	736		VANBRUSSELT	Peter	45	BEL	2:15:57	<b>2:16:17</b>	5:28	11.01	32	m40	
	110.	683		VAN DAMME	Tom	41	BEL	2:15:51	<b>2:16:19</b>	5:28	11.00	33	m40	
	111.	716		VAN LAERE	Kurt	37	BEL	2:16:02	<b>2:16:22</b>	5:28	11.00	62	m18	
	112.	561		MOREELS	Guillaume	32	BEL	2:15:28	<b>2:16:41</b>	5:29	10.98	63	m18	
	113.	813		WATTIAUX	Coli	34	BEL	2:16:49	<b>2:16:53</b>	5:29	10.96	64	m18	
	114.	543		MESKENS	Walter	52	BEL	2:16:00	<b>2:16:57</b>	5:29	10.95	12	m50	
	115.	592	F	POLET	Kristel	37	BEL	2:16:45	<b>2:17:00</b>	5:29	10.95	5	f18	
	116.	801		VERVAET	Albert	64	BEL	2:16:15	<b>2:17:06</b>	5:30	10.94	2	m60	
	117.	563		MORTIER	Axel	22	BEL	2:17:04	<b>2:17:21</b>	5:30	10.92	65	m18	
	118.	502		LECOMTE	Anton	30	BEL	2:16:49	<b>2:17:22</b>	5:30	10.92	66	m18	
	119.	496		LAURENT	Colpaert	45	FRA	2:17:18	<b>2:17:25</b>	5:30	10.92	34	m40	
	120.	572	F	NOIRHOMME	Valerie	28	BEL	2:16:59	<b>2:17:26</b>	5:30	10.91	6	f18	
	121.	789		VERMIERDT	Steven	42	BEL	2:16:16	<b>2:17:28</b>	5:30	10.91	35	m40	
	122.	725		VAN RILLAER	Jan	40	BEL	2:16:58	<b>2:17:31</b>	5:31	10.91	36	m40	
	123.	333		DE VRIENDT	David	31	BEL	2:17:16	<b>2:17:31</b>	5:31	10.91	67	m18	
	124.	201		AARTS	Pascal	31	NLD	2:16:29	<b>2:17:37</b>	5:31	10.90	68	m18	
	125.	444		HANSSEN	Tom	30	BEL	2:16:46	<b>2:17:38</b>	5:31	10.90	69	m18	
	126.	648	F	STOCKMAN	Natacha	45	BEL	2:17:36	<b>2:17:42</b>	5:31	10.89	1	f40	
	127.	395		DUHAYON	Kris	48	BEL	2:17:11	<b>2:17:50</b>	5:31	10.88	37	m40	
	128.	613		ROGIER	Josse	56	BEL	2:16:42	<b>2:18:03</b>	5:32	10.87	13	m50	
	129.	430		GOEYVAERTS	Rudi	53	BEL	2:17:56	<b>2:18:03</b>	5:32	10.87	14	m50	
	130.	219		BONAMIE	Davey	29	BEL	2:17:36	<b>2:18:04</b>	5:32	10.87	70	m18	
	131.	574		NOTREDAME	Karel	38	BEL	2:18:04	<b>2:18:18</b>	5:32	10.85	71	m18	
	132.	299		DE BLOCK	Bart	29	BEL	2:16:50	<b>2:18:25</b>	5:33	10.84	72	m18	
	133.	602		RAMON	Ronny	46	BEL	2:18:26	<b>2:18:32</b>	5:33	10.83	38	m40	
	134.	422		GERNAEY	Jeroen	32	BEL	2:18:01	<b>2:18:40</b>	5:33	10.82	73	m18	

	135. 416	<b>GABRIELS Thierry</b>	41	BEL	2:18:24	<b>2:19:05</b>	5:34	10.79	39 m40
	136. 582	<b>PAUWELS Bart</b>	42	BEL	2:18:33	<b>2:19:09</b>	5:34	10.78	40 m40
	137. 530	<b>MANCHE David</b>	0	BEL	2:18:55	<b>2:19:14</b>	5:35	10.77	1 xxx
	138. 411	<b>FRANSSENS Jozef</b>	51	BEL	2:19:09	<b>2:19:15</b>	5:35	10.77	15 m50
	139. 466	<b>HUYGHE Yannick</b>	48	FRA	2:19:10	<b>2:19:15</b>	5:35	10.77	41 m40
	140. 786	<b>VERMESEN Wim</b>	25	BEL	2:18:13	<b>2:19:16</b>	5:35	10.77	74 m18
	141. 671	<b>UTEN Jan</b>	25	BEL	2:18:12	<b>2:19:17</b>	5:35	10.77	75 m18
	142. 646	<b>STEVENS David</b>	44	BEL	2:18:37	<b>2:19:17</b>	5:35	10.77	42 m40
	143. 475	<b>JANSSENS Bart</b>	44	BEL	2:18:19	<b>2:19:18</b>	5:35	10.77	43 m40
	144. 348	<b>DECATELLE Dany</b>	50	BEL	2:19:15	<b>2:19:27</b>	5:35	10.76	16 m50
	145. 790	<b>VERNIERS Steven</b>	38	BEL	2:18:51	<b>2:19:32</b>	5:35	10.75	76 m18
	146. 546	<b>MEULEWATER Stijn</b>	33	BEL	2:18:38	<b>2:19:41</b>	5:36	10.74	77 m18
	147. 317	<b>DE NYS Andy</b>	30	BEL	2:19:36	<b>2:19:42</b>	5:36	10.74	78 m18
	148. 398	<b>DURRANCE Neil</b>	38	GBR	2:18:44	<b>2:19:43</b>	5:36	10.74	79 m18
	149. 531	<b>MANNETSTATTER Angelo</b>	32	BEL	2:19:12	<b>2:19:47</b>	5:36	10.73	80 m18
	150. 657	<b>THIEREN David</b>	36	BEL	2:19:34	<b>2:19:52</b>	5:36	10.73	81 m18

DNF: abandon; DSQ: disqualifié; Vitesse en km/h

# North C Trail

Koksijde, 28/02/2015, BEL

25km - Resultaat

25km

CAP

CAP	Pos	Nr	Naam	Leef.	IOC	Club	Werkelijke	Tijd	Tkm	Gem.	Categorie		
											Plaats	Naam	Gemeente
	151.	408	<b>FORTIE Kristof</b>	36	BEL		2:19:30	<b>2:19:54</b>	5:36	10.72	82	m18	
	152.	349	<b>DECKERS Pieter</b>	34	BEL		2:19:00	<b>2:20:04</b>	5:37	10.71	83	m18	
	153.	205	<b>AMPE Carlo</b>	44	BEL		2:20:07	<b>2:20:17</b>	5:37	10.69	44	m40	
	154.	830	<b>BEYENS Robrecht</b>	33	BEL		2:20:22	<b>2:20:27</b>	5:38	10.68	84	m18	
	155.	633	<b>SELLESLAGH Tim</b>	34	BEL		2:20:14	<b>2:20:39</b>	5:38	10.67	85	m18	
	156.	384	<b>DEVRIENDT Bjorn</b>	35	BEL		2:20:15	<b>2:20:39</b>	5:38	10.67	86	m18	
	157.	534	<b>MARIJSSE Simon</b>	27	BEL		2:20:08	<b>2:20:41</b>	5:38	10.66	87	m18	
	158.	313	<b>DE MEESTER Lieven</b>	44	BEL		2:20:12	<b>2:20:44</b>	5:38	10.66	45	m40	
	159.	417	<b>GADEYNE Timothy</b>	34	BEL		2:20:50	<b>2:21:06</b>	5:39	10.63	88	m18	
	160.	639	<b>SOLVEL Frederic</b>	34	BEL		2:20:04	<b>2:21:10</b>	5:39	10.63	89	m18	
	161.	692	<b>VAN DEN BRANDE Michel</b>	62	BEL		2:20:48	<b>2:21:24</b>	5:40	10.61	3	m60	
	162.	338	<b>DEBEUF Nico</b>	44	BEL		2:21:01	<b>2:21:28</b>	5:40	10.60	46	m40	
	163.	737	<b>VANCORENLAND Koen</b>	39	BEL		2:20:32	<b>2:21:30</b>	5:40	10.60	90	m18	
	164.	389	<b>DOISE Wim</b>	28	BEL		2:21:40	<b>2:21:47</b>	5:41	10.58	91	m18	
	165.	804	<b>VIFQUIN Christophe</b>	43	BEL		2:21:07	<b>2:21:47</b>	5:41	10.58	47	m40	
	166.	549	<b>MILCENT Gregory</b>	38	BEL		2:21:05	<b>2:21:47</b>	5:41	10.58	92	m18	
	167.	755	<b>VANDEVELDE Tom</b>	44	BEL		2:21:27	<b>2:21:55</b>	5:41	10.57	48	m40	
	168.	322	<b>DE ROECK Filip</b>	27	BEL		2:21:21	<b>2:22:03</b>	5:41	10.56	93	m18	
	169.	719	<b>VAN ONACKER Stephan</b>	46	BEL		2:21:57	<b>2:22:08</b>	5:42	10.55	49	m40	
	170.	318	<b>DE PAUW Jan</b>	34	BEL		2:21:57	<b>2:22:16</b>	5:42	10.54	94	m18	
	171.	529	<b>MALFAIT Wim</b>	37	BEL		2:21:57	<b>2:22:17</b>	5:42	10.54	95	m18	
	172.	352	<b>DEDRIE Bjorn</b>	37	BEL		2:20:45	<b>2:22:22</b>	5:42	10.54	96	m18	
	173.	570	<b>NGUYEN Duc Binh</b>	33	NLD		2:22:05	<b>2:22:26</b>	5:42	10.53	97	m18	
	174.	836	<b>LANNOY Kenny</b>	28	BEL		2:21:37	<b>2:22:33</b>	5:43	10.52	98	m18	
	175.	246	<b>CALLENS Joris</b>	52	BEL		2:21:52	<b>2:22:34</b>	5:43	10.52	17	m50	
	176.	586	<b>PINKET Philip</b>	47	BEL		2:21:33	<b>2:22:44</b>	5:43	10.51	50	m40	
	177.	697	<b>VAN DEN HAUWE Mickael</b>	34	BEL		2:22:33	<b>2:22:51</b>	5:43	10.50	99	m18	
	178.	828	<b>VAN HECKE Tim</b>	35	BEL		2:21:38	<b>2:22:58</b>	5:44	10.49	100	m18	
	179.	275	<b>COLLIE Fabian</b>	41	BEL		2:22:18	<b>2:23:04</b>	5:44	10.48	51	m40	
	180.	774	<b>VERBEECK Bart</b>	54	BEL		2:22:15	<b>2:23:10</b>	5:44	10.48	18	m50	
	181.	551	<b>MOERMAN Sammy</b>	37	BEL		2:22:47	<b>2:23:11</b>	5:44	10.48	101	m18	
	182.	297	<b>DE BAERE Erwin</b>	45	BEL		2:23:16	<b>2:23:28</b>	5:45	10.46	52	m40	
	183.	210	<b>BARBE Guido</b>	53	BEL		2:23:19	<b>2:23:34</b>	5:45	10.45	19	m50	
	184.	686	<b>VAN DE CLOOT Stefan</b>	36	BEL		2:23:38	<b>2:23:44</b>	5:45	10.44	102	m18	

	185. 339	<b>DEBEUF Vincent</b>	38	BEL	2:22:48	<b>2:23:49</b>	5:46	10.43	103 m18
	186. 587	<b>PINOIE Varin</b>	41	BEL	2:22:54	<b>2:24:02</b>	5:46	10.41	53 m40
	187. 337	<b>DE WITTE Ortwin</b>	43	BEL	2:22:42	<b>2:24:05</b>	5:46	10.41	54 m40
	188. 746	F <b>VANDENBROUCKE Celine</b>	35	BEL	2:23:24	<b>2:24:09</b>	5:46	10.41	7 f18
	189. 448	<b>HENRY Philippe</b>	43	FRA	2:24:05	<b>2:24:12</b>	5:47	10.40	55 m40
	190. 517	<b>LOGIE Davy</b>	27	BEL	2:23:39	<b>2:24:16</b>	5:47	10.40	104 m18
	191. 636	<b>SMOLDERS Alex</b>	55	BEL	2:24:00	<b>2:24:26</b>	5:47	10.39	20 m50
	192. 491	<b>LAMONT Christophe</b>	43	BEL	2:24:28	<b>2:24:29</b>	5:47	10.38	56 m40
	193. 461	<b>HOUBAERT Ernest</b>	29	BEL	2:24:08	<b>2:24:36</b>	5:48	10.37	105 m18
	194. 607	F <b>RENS Cathy</b>	36	BEL	2:24:49	<b>2:24:52</b>	5:48	10.35	8 f18
	195. 580	<b>PACCEU Stephane</b>	47	FRA	2:24:32	<b>2:24:56</b>	5:48	10.35	57 m40
	196. 544	<b>MESSELIS Bart</b>	29	BEL	2:24:57	<b>2:25:01</b>	5:49	10.34	106 m18
	197. 796	<b>VERSTEYHE Ansfried</b>	39	BEL	2:24:23	<b>2:25:01</b>	5:49	10.34	107 m18
	198. 388	<b>DIRKX Wim</b>	35	BEL	2:24:59	<b>2:25:02</b>	5:49	10.34	108 m18
	199. 223	<b>BORMS Floris</b>	35	BEL	2:22:10	<b>2:25:07</b>	5:49	10.34	109 m18
	200. 816	<b>WERNER Karsten</b>	29	DEU	2:24:36	<b>2:25:08</b>	5:49	10.34	110 m18

DNF: abandon; DSQ: disqualifié; Vitesse en km/h



# North C Trail














Koksijde, 28/02/2015, BEL

25km - Resultaat

25km

CAP

Pos	Nr	Naam	Leef.	IOC	Club	Werkelijke	Tijd	Tkm	Gem.	Categorie		
										Plaats	Naam	Gemeente
	201.	367	<b>DEMAN Peter</b>	41	BEL	2:23:45	<b>2:25:10</b>	5:49	10.33	58	m40	
	202.	742	<b>VANDENBROUCKE Johan</b>	44	BEL	2:24:08	<b>2:25:16</b>	5:49	10.33	59	m40	
	203.	383	<b>DEVOS Fabien</b>	28	FRA	2:25:07	<b>2:25:19</b>	5:49	10.32	111	m18	
	204.	473	<b>JANSSENS Andy</b>	40	BEL	2:24:45	<b>2:25:24</b>	5:49	10.32	60	m40	
	205.	245	<b>BUYTAERT Benny</b>	48	BEL	2:24:41	<b>2:25:26</b>	5:50	10.32	61	m40	
	206.	427	<b>GIJBELS Stefan</b>	35	BEL	2:25:19	<b>2:25:28</b>	5:50	10.31	112	m18	
	207.	394	<b>DUFOORT Dirk</b>	60	BEL	2:25:23	<b>2:25:30</b>	5:50	10.31	4	m60	
	208.	535	<b>MARRON Antonio</b>	49	BEL	2:25:47	<b>2:25:51</b>	5:51	10.29	62	m40	
	209.	499	<b>LAUWERS Nico</b>	39	BEL	2:25:42	<b>2:25:52</b>	5:51	10.28	113	m18	
	210.	412	<b>FREDERIK Van Der Perre</b>	39	BEL	2:25:39	<b>2:25:53</b>	5:51	10.28	114	m18	
	211.	478	<b>KEIRSE Thomas</b>	27	BEL	2:22:59	<b>2:25:56</b>	5:51	10.28	115	m18	
	212.	324	<b>DE ROUS Robin</b>	23	BEL	2:25:43	<b>2:25:57</b>	5:51	10.28	116	m18	
	213.	672	<b>UYTTENHOVE Pieter</b>	30	BEL	2:25:02	<b>2:26:08</b>	5:51	10.27	117	m18	
	214.	381	<b>DEVOLDER Tim</b>	42	BEL	2:26:06	<b>2:26:21</b>	5:52	10.25	63	m40	
	215.	295	<b>DAVID Dieter</b>	37	BEL	2:26:01	<b>2:26:25</b>	5:52	10.25	118	m18	
	216.	329	<b>DE TROCH Steven</b>	47	BEL	2:25:26	<b>2:26:28</b>	5:52	10.24	64	m40	
	217.	335	<b>DE WILDE Frank</b>	56	BEL	2:25:10	<b>2:26:33</b>	5:52	10.24	21	m50	
	218.	651	<b>STROOBANT Simon</b>	25	BEL	2:25:59	<b>2:26:46</b>	5:53	10.22	119	m18	
	219.	350	<b>DECLERCK Koen</b>	45	BEL	2:26:32	<b>2:26:47</b>	5:53	10.22	65	m40	
	220.	575	<b>NUYTS Rik</b>	38	BEL	2:26:44	<b>2:26:50</b>	5:53	10.22	120	m18	
	221.	479	<b>KEMPENAERS Dave</b>	36	BEL	2:26:43	<b>2:26:51</b>	5:53	10.22	121	m18	
	222.	829	<b>CEUNINCK Olivier</b>	36	BEL	2:25:52	<b>2:27:13</b>	5:54	10.19	122	m18	DESTELBERGEN
	223.	558	<b>MOONEN Philippe</b>	54	BEL	2:26:22	<b>2:27:27</b>	5:54	10.17	22	m50	
	224.	266	<b>CLAEYS Christophe</b>	45	BEL	2:26:22	<b>2:27:27</b>	5:54	10.17	66	m40	
	225.	838	<b>VANDERMERSCH Frederik</b>	55	BEL	2:27:01	<b>2:27:29</b>	5:54	10.17	23	m50	
	226.	759	<b>VANDOOREN Bernard</b>	38	BEL	2:26:39	<b>2:27:36</b>	5:55	10.16	123	m18	
	227.	608	<b>REUNES Yves</b>	32	BEL	2:26:28	<b>2:27:47</b>	5:55	10.15	124	m18	
	228.	259	<b>CHARLET Eric</b>	43	BEL	2:27:38	<b>2:28:03</b>	5:56	10.13	67	m40	
	229.	793	<b>VERSCHAEVE Jean-Baptiste</b>	34	BEL	2:27:34	<b>2:28:03</b>	5:56	10.13	125	m18	
	230.	731	<b>VAN WAYENBERGH Mario</b>	42	BEL	2:27:55	<b>2:28:05</b>	5:56	10.13	68	m40	
	231.	468	<b>IMBO Yannick</b>	39	BEL	2:25:37	<b>2:28:08</b>	5:56	10.13	126	m18	
	232.	621	F <b>ROUSSEL Sophie</b>	38	BEL	2:28:07	<b>2:28:08</b>	5:56	10.13	9	f18	
	233.	405	<b>FOCQUAERT Lieven</b>	43	BEL	2:27:37	<b>2:28:10</b>	5:56	10.12	69	m40	
	234.	277	<b>COORDE Jan</b>	37	BEL	2:27:56	<b>2:28:26</b>	5:57	10.11	127	m18	

	235. 506	<b>LEGRAND Maxile</b>	49	BEL	2:28:33	<b>2:28:33</b>	5:57	10.10	70 m40
	236. 626	<b>SAEY Wim</b>	42	BEL	2:26:57	<b>2:28:36</b>	5:57	10.09	71 m40
	237. 263	<b>CIPERS Luc</b>	48	BEL	2:28:58	<b>2:29:02</b>	5:58	10.07	72 m40
	238. 296	<b>DAVID Dave</b>	35	BEL	2:28:55	<b>2:29:02</b>	5:58	10.07	128 m18
	239. 309	<b>DE DYCKER Tony</b>	40	BEL	2:28:58	<b>2:29:08</b>	5:58	10.06	73 m40
	240. 380	<b>DEVACHT Jan</b>	58	BEL	2:28:11	<b>2:29:10</b>	5:58	10.06	24 m50
	241. 371	<b>DENOLF Karl</b>	35	BEL	2:29:24	<b>2:29:25</b>	5:59	10.04	129 m18
	242. 255	<b>CASTRO Marc</b>	54	BEL	2:28:09	<b>2:29:26</b>	5:59	10.04	25 m50
	243. 729	<b>VAN UYTFANGHE Thomas</b>	36	BEL	2:28:59	<b>2:29:27</b>	5:59	10.04	130 m18
	244. 783	<b>VERHOEVE Klaas</b>	29	BEL	2:28:17	<b>2:29:41</b>	6:00	10.02	131 m18
	245. 387	<b>DIERCKX Bart</b>	28	BEL	2:29:35	<b>2:29:44</b>	6:00	10.02	132 m18
	246. 771	<b>VEERMAN Johan</b>	50	BEL	2:28:31	<b>2:29:53</b>	6:00	10.01	26 m50
	247. 594	<b>POLLET Manu</b>	29	BEL	2:28:33	<b>2:30:00</b>	6:00	10.00	133 m18
	248. 658	<b>THIERY Christophe</b>	44	FRA	2:29:17	<b>2:30:01</b>	6:01	10.00	74 m40
	249. 536	F <b>MASSCHELEIN Emely</b>	28	BEL	2:29:07	<b>2:30:12</b>	6:01	9.99	10 f18
	250. 267	<b>CLAUS Tom</b>	47	BEL	2:28:36	<b>2:30:13</b>	6:01	9.99	75 m40

DNF: abandon; DSQ: disqualifié; Vitesse en km/h

# North C Trail

Koksijde, 28/02/2015, BEL

25km - Resultaat

25km

CAP

Pos	Nr	Naam	Leef.	IOC	Club	Werkelijke	Tijd	Tkm	Gem.	Categorie		
										Plaats	Naam	Gemeente
	251.	484	<b>KLOOTS Ivo</b>	36	BEL	2:28:36	<b>2:30:14</b>	6:01	9.98	134	m18	
	252.	369	<b>DEMEY Wim</b>	42	BEL	2:29:27	<b>2:30:17</b>	6:01	9.98	76	m40	
	253.	283	<b>COSYN Bart</b>	47	BEL	2:29:43	<b>2:30:33</b>	6:02	9.96	77	m40	
	254.	743	<b>VANDENBROUCKE Lieven</b>	35	BEL	2:30:26	<b>2:30:34</b>	6:02	9.96	135	m18	
	255.	662	<b>TONINATO Raf</b>	42	BEL	2:30:07	<b>2:30:40</b>	6:02	9.96	78	m40	
	256.	368	<b>DEMEULENAERE Eric</b>	49	BEL	2:29:32	<b>2:30:45</b>	6:02	9.95	79	m40	
	257.	202	<b>ACKAERT Richie</b>	45	BEL	2:30:15	<b>2:30:49</b>	6:02	9.95	80	m40	
	258.	833	<b>LOUCKX Peter</b>	59	BEL	2:30:26	<b>2:30:49</b>	6:02	9.95	27	m50	<i>SINT-PIETERS-LEEUEW</i>
	259.	831	<b>HEREMANS Eric</b>	57	BEL	2:30:27	<b>2:30:49</b>	6:02	9.95	28	m50	<i>HALLE</i>
	260.	654	<b>TACK Arnaud</b>	44	BEL	2:30:32	<b>2:30:51</b>	6:03	9.94	81	m40	
	261.	738	<b>VANDEKERCKHOVE Davy</b>	34	BEL	2:30:06	<b>2:31:07</b>	6:03	9.93	136	m18	
	262.	795	<b>VERSTEELE Hendrik</b>	26	BEL	2:30:05	<b>2:31:32</b>	6:04	9.90	137	m18	
	263.	714	<b>VAN KERCKHOVEN Wim</b>	49	BEL	2:31:08	<b>2:31:42</b>	6:05	9.89	82	m40	
	264.	354	<b>DEGRIECK Sebastien</b>	27	BEL	2:30:51	<b>2:31:44</b>	6:05	9.89	138	m18	
	265.	501	<b>LECLERCQ Frederic</b>	36	BEL	2:30:18	<b>2:31:46</b>	6:05	9.88	139	m18	
	266.	393	<b>DUELZ David</b>	40	BEL	2:30:27	<b>2:31:49</b>	6:05	9.88	83	m40	
	267.	540	<b>MEIRSSCHAUT Peter</b>	31	BEL	2:30:42	<b>2:31:51</b>	6:05	9.88	140	m18	
	268.	343	<b>DEBURGHGRAEVE Tom</b>	37	BEL	2:30:46	<b>2:31:52</b>	6:05	9.88	141	m18	
	269.	319	<b>DE PAUW Dries</b>	46	BEL	2:30:49	<b>2:31:55</b>	6:05	9.87	84	m40	
	270.	363	<b>DELCOURT Antoine</b>	33	FRA	2:31:18	<b>2:32:03</b>	6:05	9.87	142	m18	
	271.	270	<b>CLOQUET Jean-Philippe</b>	38	BEL	2:31:46	<b>2:32:04</b>	6:05	9.86	143	m18	
	272.	237	F <b>BRUNEEL Isabelle</b>	43	FRA	2:32:05	<b>2:32:10</b>	6:06	9.86	2	f40	
	273.	432	<b>GOOSSENS Ivan</b>	45	BEL	2:31:16	<b>2:32:14</b>	6:06	9.85	85	m40	
	274.	559	<b>MORBEE Jan</b>	55	BEL	2:32:09	<b>2:32:17</b>	6:06	9.85	29	m50	
	275.	552	<b>MOERMAN Nick</b>	41	BEL	2:31:34	<b>2:32:27</b>	6:06	9.84	86	m40	
	276.	441	<b>HAELTERS Bruno</b>	44	BEL	2:32:19	<b>2:32:34</b>	6:07	9.83	87	m40	
	277.	537	<b>MATON Vincent</b>	46	BEL	2:31:22	<b>2:32:55</b>	6:07	9.81	88	m40	
	278.	216	<b>BLOMME Nico</b>	37	BEL	2:32:47	<b>2:33:12</b>	6:08	9.79	144	m18	
	279.	538	<b>MATTON Ronny</b>	54	BEL	2:32:25	<b>2:33:20</b>	6:08	9.78	30	m50	
	280.	523	<b>MADDENS Frederik</b>	33	BEL	2:32:18	<b>2:33:28</b>	6:09	9.77	145	m18	
	281.	573	<b>NOOTENS Gerbrand</b>	48	BEL	2:32:26	<b>2:33:34</b>	6:09	9.77	89	m40	

	282. 518	<b>LOOTENS Karel</b>	42	BEL	2:32:31	<b>2:33:34</b>	6:09	9.77	90	m40
	283. 753	<b>VANDERSCHULDEN Niko</b>	35	BEL	2:33:10	<b>2:33:48</b>	6:10	9.75	146	m18
	284. 797	<b>VERSTRAETE Peter</b>	41	BEL	2:32:48	<b>2:34:01</b>	6:10	9.74	91	m40
	285. 402	<b>FAYARD Eric</b>	51	FRA	2:32:37	<b>2:34:06</b>	6:10	9.73	31	m50
	286. 609	<b>ROECKX Stijn</b>	41	BEL	2:33:37	<b>2:34:10</b>	6:10	9.73	92	m40
	287. 735	<b>VANBELLE Patrick</b>	49	BEL	2:33:16	<b>2:34:13</b>	6:11	9.73	93	m40
	288. 553	<b>MOEYAERT Robin</b>	34	BEL	2:33:49	<b>2:34:21</b>	6:11	9.72	147	m18
	289. 264	<b>CLAES Julien</b>	30	BEL	2:33:15	<b>2:34:28</b>	6:11	9.71	148	m18
	290. 253	<b>CASSIERS Michel</b>	56	BEL	2:33:17	<b>2:34:47</b>	6:12	9.69	32	m50
	291. 254	<b>CASSIERS Niki</b>	30	BEL	2:33:18	<b>2:34:48</b>	6:12	9.69	149	m18
	292. 231	<b>BRAEMS Koen</b>	30	BEL	2:33:13	<b>2:34:48</b>	6:12	9.69	150	m18
	293. 366	<b>DELPORTE Tony</b>	38	BEL	2:34:14	<b>2:34:55</b>	6:12	9.68	151	m18
	294. 225	<b>BOULANGER Julien</b>	42	FRA	2:34:52	<b>2:34:57</b>	6:12	9.68	94	m40
	295. 265	<b>CLAES Wim</b>	45	BEL	2:34:15	<b>2:34:58</b>	6:12	9.68	95	m40
	296. 803	F <b>VIANE Ruth</b>	49	BEL	2:34:18	<b>2:35:20</b>	6:13	9.66	3	f40
	297. 638	F <b>SOETAERT Valerie</b>	38	BEL	2:34:15	<b>2:35:28</b>	6:14	9.65	11	f18
	298. 415	<b>FROONINCKX Robin</b>	35	BEL	2:34:42	<b>2:35:48</b>	6:14	9.63	152	m18
	299. 722	<b>VAN PEE Johan</b>	47	BEL	2:34:33	<b>2:35:58</b>	6:15	9.62	96	m40
	300. 625	<b>SADOINE Yves</b>	55	BEL	2:35:51	<b>2:36:02</b>	6:15	9.61	33	m50

DNF: abandon; DSQ: disqualifié; Vitesse en km/h

# North C Trail

Koksijde, 28/02/2015, BEL

25km - Resultaat

25km

CAP

Pos	Nr	Naam	Leef.	IOC	Club	Werkelijke	Tijd	Tkm	Gem.	Categorie	
										Plaats	Naam
	301.	487	<b>LAGAE Erik</b>	37	BEL	2:35:36	<b>2:36:12</b>	6:15	9.60	153	m18
	302.	360	<b>DELAERE Bram</b>	29	BEL	2:34:40	<b>2:36:16</b>	6:16	9.60	154	m18
	303.	505	<b>LEGLEY Bertrand</b>	38	BEL	2:35:37	<b>2:36:30</b>	6:16	9.58	155	m18
	304.	248	<b>CAMPE Jocelyn</b>	42	BEL	2:36:01	<b>2:36:55</b>	6:17	9.56	97	m40
	305.	741	<b>VANDENBERGHE Nico</b>	35	BEL	2:36:34	<b>2:37:04</b>	6:17	9.55	156	m18
	306.	357	<b>HAZEBROEK Maarten</b>	44	BEL	2:36:18	<b>2:37:06</b>	6:18	9.55	98	m40
	307.	700	<b>VAN DER ELST Michael</b>	47	BEL	2:36:10	<b>2:37:27</b>	6:18	9.53	99	m40
	308.	364	F <b>DELCROIX Emilie</b>	34	BEL	2:35:53	<b>2:37:27</b>	6:18	9.53	12	f18
	309.	764	<b>VANHUYSSSE Olivier</b>	39	BEL	2:37:02	<b>2:37:27</b>	6:18	9.53	157	m18
	310.	603	<b>RASKIN Briec</b>	36	BEL	2:37:03	<b>2:37:32</b>	6:19	9.52	158	m18
	311.	624	<b>SABLON Bart</b>	34	BEL	2:36:44	<b>2:37:39</b>	6:19	9.52	159	m18
	312.	674	F <b>VALLEE Isabelle</b>	47	FRA	2:36:17	<b>2:37:46</b>	6:19	9.51	4	f40
	313.	650	<b>STOOP Olivier</b>	35	BEL	2:36:41	<b>2:37:56</b>	6:20	9.50	160	m18
	314.	675	<b>VALLEE Christian</b>	54	FRA	2:36:43	<b>2:38:10</b>	6:20	9.48	34	m50
	315.	791	<b>VERRESEN Stijn</b>	28	BEL	2:37:17	<b>2:38:14</b>	6:20	9.48	161	m18
	316.	839	F <b>DELLIER Kate</b>	31	BEL	2:37:56	<b>2:38:27</b>	6:21	9.47	13	f18
	317.	365	<b>DELMARTINO Dirk</b>	44	BEL	2:37:58	<b>2:38:28</b>	6:21	9.47	100	m40
	318.	562	<b>MORTELE Jurgen</b>	41	BEL	2:37:50	<b>2:38:30</b>	6:21	9.46	101	m40
	319.	763	<b>VANHEULE Nicolas</b>	38	BEL	2:37:21	<b>2:38:34</b>	6:21	9.46	162	m18
	320.	595	<b>POLLIE Bart</b>	31	BEL	2:37:03	<b>2:38:39</b>	6:21	9.46	163	m18
	321.	392	<b>DRUGMAND Laurent</b>	39	BEL	2:37:41	<b>2:38:42</b>	6:21	9.45	164	m18
	322.	567	<b>NAUDTS Peter</b>	39	BEL	2:38:51	<b>2:38:51</b>	6:22	9.44	165	m18
	323.	619	<b>ROSSEL Stefaan</b>	34	BEL	2:38:51	<b>2:38:51</b>	6:22	9.44	166	m18
	324.	685	F <b>VAN AUDERHAEGHE Karen</b>	29	BEL	2:37:42	<b>2:38:51</b>	6:22	9.44	14	f18
	325.	612	<b>VAN GOEY Jeroen</b>	37	BEL	2:37:44	<b>2:38:52</b>	6:22	9.44	167	m18
	326.	629	<b>SAMAIN David</b>	46	BEL	2:38:14	<b>2:39:07</b>	6:22	9.43	102	m40
	327.	823	<b>YSENBRANDT Dieter</b>	27	BEL	2:38:07	<b>2:39:14</b>	6:23	9.42	168	m18
	328.	457	<b>HOGGE Simon</b>	35	BEL	2:38:07	<b>2:39:15</b>	6:23	9.42	169	m18
	329.	655	<b>TAELMAN Stijn</b>	31	BEL	2:38:21	<b>2:39:15</b>	6:23	9.42	170	m18
	330.	568	F <b>NAUWELAERTS Claire</b>	28	BEL	2:38:07	<b>2:39:16</b>	6:23	9.42	15	f18
	331.	514	F <b>LICHTER Kelly</b>	33	BEL	2:38:08	<b>2:39:20</b>	6:23	9.42	16	f18
	332.	724	<b>VAN REYBROUCK Lieven</b>	42	BEL	2:38:12	<b>2:39:26</b>	6:23	9.41	103	m40
	333.	221	F <b>BORET Karine</b>	46	FRA	2:39:13	<b>2:39:29</b>	6:23	9.41	5	f40
	334.	486	<b>LAENEN Robin</b>	23	BEL	2:38:28	<b>2:39:30</b>	6:23	9.40	171	m18
	335.	346	F <b>DECADT Isabelle</b>	37	BEL	2:39:12	<b>2:39:31</b>	6:23	9.40	17	f18

	336. 851	<b>PAUELS Johan</b>	55	BEL	2:38:57	<b>2:39:37</b>	6:24	9.40	35	m50
	337. 756	<b>VANDEVENNE Richard</b>	25	BEL	2:38:12	<b>2:39:39</b>	6:24	9.40	172	m18
	338. 515	F <b>LIENART Benedicte</b>	38	BEL	2:38:54	<b>2:39:48</b>	6:24	9.39	18	f18
	339. 780	<b>VERCRUYSSSE Geert</b>	44	BEL	2:38:51	<b>2:39:51</b>	6:24	9.38	104	m40
	340. 240	<b>BULCKE Bart</b>	47	BEL	2:38:52	<b>2:40:17</b>	6:25	9.36	105	m40
	341. 687	<b>VAN DE STEEN Olivier</b>	38	BEL	2:39:22	<b>2:40:18</b>	6:25	9.36	173	m18
	342. 597	<b>PROVOOST Wim</b>	35	BEL	2:39:09	<b>2:40:26</b>	6:26	9.35	174	m18
	343. 238	F <b>BRUNINX Valerie</b>	31	BEL	2:39:14	<b>2:40:26</b>	6:26	9.35	19	f18
	344. 235	<b>BROUWER Sjoerd</b>	55	BEL	2:39:53	<b>2:40:29</b>	6:26	9.35	36	m50
	345. 214	F <b>BELLEMANS Michaela</b>	24	BEL	2:40:22	<b>2:40:38</b>	6:26	9.34	20	f18
	346. 701	<b>VAN DER GOOT Koenraad</b>	38	BEL	2:39:45	<b>2:41:00</b>	6:27	9.32	175	m18
	347. 555	<b>MONCAREY Frederik</b>	31	BEL	2:39:54	<b>2:41:21</b>	6:28	9.30	176	m18
	348. 520	<b>LUYCX Luke</b>	50	BEL	2:40:56	<b>2:41:25</b>	6:28	9.29	37	m50
	349. 452	F <b>HERSENS Emilie</b>	41	BEL	2:41:04	<b>2:41:42</b>	6:29	9.28	6	f40
	350. 787	<b>VERMEULEN Filip</b>	41	BEL	2:41:39	<b>2:41:45</b>	6:29	9.27	106	m40

DNF: abandon; DSQ: disqualified; Vitesse en km/h

# North C Trail




















Koksijde, 28/02/2015, BEL

25km - Resultaat

25km

CAP

									Categorie			
Pos	Nr	Naam	Leef.	IOC	Club	Werkelijke	Tijd	Tkm	Gem.	Plaats	Naam	Gemeente
	351.	532	<b>MARCHAND Kurt</b>	48	BEL	2:40:22	<b>2:41:47</b>	6:29	9.27	107	m40	
	352.	428	<b>GODAERT Bart</b>	42	BEL	2:40:47	<b>2:41:47</b>	6:29	9.27	108	m40	
	353.	528	<b>MAK Ruud</b>	60	BEL	2:41:03	<b>2:41:56</b>	6:29	9.26	5	m60	
	354.	291	<b>DANNIAU Johan</b>	59	BEL	2:41:02	<b>2:41:57</b>	6:29	9.26	38	m50	
	355.	334	<b>DE VRIENDT Thomas</b>	34	BEL	2:41:10	<b>2:42:04</b>	6:29	9.26	177	m18	
	356.	482	<b>KLEEF Didi</b>	34	NLD	2:41:47	<b>2:42:10</b>	6:30	9.25	178	m18	
	357.	550	<b>MOENS Karl</b>	46	BEL	2:41:03	<b>2:42:13</b>	6:30	9.25	109	m40	
	358.	232	<b>BRAIDA Manu</b>	48	BEL	2:41:01	<b>2:42:15</b>	6:30	9.25	110	m40	
	359.	287	<b>CUVELIER Francis</b>	55	BEL	2:42:03	<b>2:42:17</b>	6:30	9.24	39	m50	
	360.	604	F <b>RATIAU Isabelle</b>	42	BEL	2:41:54	<b>2:42:17</b>	6:30	9.24	7	f40	
	361.	643	<b>SPRANGERS Jean-Pierre</b>	49	BEL	2:41:57	<b>2:42:20</b>	6:30	9.24	111	m40	
	362.	293	F <b>DAVID Katelijne</b>	45	BEL	2:41:59	<b>2:42:21</b>	6:30	9.24	8	f40	
	363.	250	<b>CAPRI Julien</b>	27	FRA	2:42:08	<b>2:42:44</b>	6:31	9.22	179	m18	
	364.	1336	<b>VLIEGHE Thomas</b>	35	BEL	2:42:34	<b>2:42:44</b>	6:31	9.22	180	m18	
	365.	474	<b>JANSSENS Bart</b>	37	BEL	2:42:22	<b>2:43:03</b>	6:32	9.20	181	m18	
	366.	308	<b>DE DONDER Jeroen</b>	31	BEL	2:42:11	<b>2:43:11</b>	6:32	9.19	182	m18	
	367.	822	<b>WUYTS Gys</b>	41	BEL	2:42:14	<b>2:43:12</b>	6:32	9.19	112	m40	
	368.	665	F <b>TRENSON Bieke</b>	27	BEL	2:43:22	<b>2:43:29</b>	6:33	9.18	21	f18	
	369.	519	<b>LOWAGIE Boudewijn</b>	31	BEL	2:42:49	<b>2:43:40</b>	6:33	9.17	183	m18	
	370.	659	<b>THYLYS Daniel</b>	40	BEL	2:43:31	<b>2:44:13</b>	6:35	9.14	113	m40	
	371.	425	<b>GHEEROLFS Alex</b>	46	BEL	2:44:05	<b>2:44:14</b>	6:35	9.13	114	m40	
	372.	356	<b>DEJAEGERE Christiaan</b>	66	BEL	2:44:14	<b>2:44:25</b>	6:35	9.12	6	m60	
	373.	566	<b>MUYLLE Serge</b>	44	BEL	2:43:08	<b>2:44:30</b>	6:35	9.12	115	m40	
	374.	578	<b>OOSTERLYNCK Jules</b>	16	BEL	2:44:27	<b>2:44:35</b>	6:35	9.11	184	m18	
	375.	399	<b>EECKHAUT Sebastien</b>	32	BEL	2:43:49	<b>2:45:14</b>	6:37	9.08	185	m18	
	376.	564	<b>MOUTHAAAN Rob</b>	57	NLD	2:44:40	<b>2:45:17</b>	6:37	9.08	40	m50	
	377.	97	<b>MOUTHAAAN Ricardo</b>	33	NLD	2:44:41	<b>2:45:18</b>	6:37	9.08	186	m18	
	378.	347	<b>DECAMPS Thomas</b>	29	BEL	2:44:12	<b>2:45:31</b>	6:38	9.06	187	m18	
	379.	244	<b>BUYLE Jean</b>	55	BEL	2:44:00	<b>2:45:39</b>	6:38	9.06	41	m50	
	380.	522	<b>MACOIR Renaud</b>	43	BEL	2:45:39	<b>2:45:44</b>	6:38	9.05	116	m40	
	381.	355	<b>DEHANDSCHUTTER Herman</b>	56	BEL	2:44:34	<b>2:45:51</b>	6:39	9.05	42	m50	

	382. 465	<b>HUYBEN Jef</b>	57	BEL	2:44:35	<b>2:45:51</b>	6:39	9.05	43 m50
	383. 330	<b>DE VOS Stef</b>	26	BEL	2:44:43	<b>2:45:52</b>	6:39	9.04	188 m18
	384. 303	<b>DE COCK Peter</b>	51	BEL	2:45:45	<b>2:45:58</b>	6:39	9.04	44 m50
	385. 421	<b>GERNAEY Geert</b>	58	BEL	2:45:03	<b>2:45:59</b>	6:39	9.04	45 m50
	386. 285	F <b>COUDEVILLE Claudia</b>	47	BEL	2:45:05	<b>2:45:59</b>	6:39	9.04	9 f40
	387. 798	<b>VERSTRAETE Pieter</b>	29	BEL	2:45:26	<b>2:46:00</b>	6:39	9.04	189 m18
	388. 585	<b>PIETERS Wouter</b>	33	BEL	2:45:40	<b>2:46:02</b>	6:39	9.03	190 m18
	389. 344	<b>DEBURGHGRAEVE Steven</b>	37	BEL	2:44:48	<b>2:46:07</b>	6:39	9.03	191 m18
	390. 211	F <b>BARBIEUX Sophie</b>	38	BEL	2:45:18	<b>2:46:12</b>	6:39	9.03	22 f18
	391. 455	<b>HIMBRECHT Gunther</b>	48	BEL	2:44:59	<b>2:46:15</b>	6:39	9.02	117 m40
	392. 652	<b>SYRYN Marc</b>	46	BEL	2:45:35	<b>2:46:22</b>	6:40	9.02	118 m40
	393. 323	<b>FERREIRA Antonio</b>	40	PRT	2:46:05	<b>2:46:40</b>	6:40	9.00	119 m40
	394. 433	F <b>GOOSSENS Annick</b>	51	BEL	2:46:24	<b>2:46:42</b>	6:41	9.00	1 f50
	395. 302	<b>DE BRUYNE Bass</b>	31	BEL	2:45:24	<b>2:46:47</b>	6:41	8.99	192 m18
	396. 390	F <b>DONS Eefje</b>	34	NLD	2:46:33	<b>2:46:55</b>	6:41	8.99	23 f18
	397. 524	F <b>MAERTENS Veerle</b>	44	BEL	2:46:41	<b>2:46:57</b>	6:41	8.98	10 f40
	398. 463	<b>HULLEBROUCK Sylvain</b>	45	FRA	2:46:52	<b>2:46:58</b>	6:41	8.98	120 m40
	399. 773	<b>VELLE Jozua</b>	37	BEL	2:46:13	<b>2:46:59</b>	6:41	8.98	193 m18
	400. 649	<b>STOFFERIS Lieven</b>	44	BEL	2:46:04	<b>2:47:03</b>	6:41	8.98	121 m40

DNF: abandon; DSQ: disqualified; Vitesse en km/h



# North C Trail

Koksijde, 28/02/2015, BEL

25km - Resultaat

25km

CAP

Pos	Nr	Naam	Leef.	IOC	Club	Werkelijke	Tijd	Tkm	Gem.	Categorie		
										Plaats	Naam	Gemeente
	401.	805	<b>VILLE Jeroen</b>	28	BEL		2:46:17	<b>2:47:12</b>	6:42	8.97	194	m18
	402.	370	<b>DENAUW Nicolas</b>	36	BEL		2:46:27	<b>2:47:19</b>	6:42	8.97	195	m18
	403.	696	<b>VAN DEN EEDE Dirk</b>	49	BEL		2:46:42	<b>2:47:39</b>	6:43	8.95	122	m40
	404.	261	<b>CHRETIEN Christophe</b>	45	BEL		2:46:12	<b>2:47:45</b>	6:43	8.94	123	m40
	405.	233	<b>BREYNE Jerome</b>	40	BEL		2:46:13	<b>2:47:45</b>	6:43	8.94	124	m40
	406.	377	<b>DESSY DARDENNE Jean-Claude</b>	59	BEL		2:46:41	<b>2:48:00</b>	6:44	8.93	46	m50
	407.	679	<b>VAN BELLE Guy</b>	47	BEL		2:46:59	<b>2:48:07</b>	6:44	8.92	125	m40
	408.	423	<b>GESCHIER Philip</b>	52	BEL		2:47:05	<b>2:48:08</b>	6:44	8.92	47	m50
	409.	709	<b>VAN HECKE Jeffrey</b>	37	BEL		2:47:38	<b>2:48:12</b>	6:44	8.92	196	m18
	410.	596	<b>PROVOOST Emanuel</b>	39	BEL		2:46:59	<b>2:48:43</b>	6:45	8.89	197	m18
	411.	282	<b>CORNU Samuel</b>	38	BEL		2:48:11	<b>2:48:59</b>	6:46	8.88	198	m18
	412.	278	<b>COPPIETERS Maarten</b>	42	BEL		2:47:44	<b>2:49:02</b>	6:46	8.87	126	m40
	413.	767	F <b>VANSLAMBROUCK Veerle</b>	39	BEL		2:48:11	<b>2:49:04</b>	6:46	8.87	24	f18
	414.	711	<b>VAN HOORNICK Hubert</b>	56	BEL		2:48:12	<b>2:49:13</b>	6:47	8.87	48	m50
	415.	407	<b>FORSZPANIAK Jannick</b>	43	BEL		2:49:16	<b>2:49:32</b>	6:47	8.85	127	m40
	416.	583	<b>PEETERS David</b>	33	BEL		2:49:42	<b>2:50:10</b>	6:49	8.82	199	m18
	417.	740	<b>VANDEMOORTELE Rodney</b>	33	BEL		2:49:56	<b>2:50:27</b>	6:50	8.80	200	m18
	418.	247	F <b>CAMPE Caroline</b>	38	BEL		2:49:30	<b>2:50:34</b>	6:50	8.79	25	f18
	419.	242	F <b>BUSQUIN Berenice</b>	41	BEL		2:49:37	<b>2:50:52</b>	6:51	8.78	11	f40
	420.	373	<b>DERUDDER Henk</b>	42	BEL		2:50:38	<b>2:50:59</b>	6:51	8.77	128	m40
	421.	204	<b>AMEYS Patrick</b>	54	BEL		2:49:42	<b>2:51:06</b>	6:51	8.77	49	m50
	422.	229	<b>BRACKX Frederik</b>	39	BEL		2:50:42	<b>2:51:28</b>	6:52	8.75	201	m18
	423.	618	<b>ROQUES Bruno</b>	49	FRA		2:50:05	<b>2:51:30</b>	6:52	8.75	129	m40
	424.	453	<b>HERTELEER Christian</b>	65	BEL		2:50:03	<b>2:51:32</b>	6:52	8.74	7	m60
	425.	598	<b>PRYS Danny</b>	56	BEL		2:51:21	<b>2:52:36</b>	6:55	8.69	50	m50
	426.	785	F <b>VERMEIR Ann</b>	44	BEL		2:52:15	<b>2:53:05</b>	6:56	8.67	12	f40
	427.	569	<b>NEF Ludovic</b>	38	BEL		2:52:24	<b>2:53:16</b>	6:56	8.66	202	m18
	428.	243	F <b>BUYLE Ann</b>	46	BEL		2:52:35	<b>2:53:18</b>	6:56	8.66	13	f40
	429.	262	<b>CHRISTIAN Noullez</b>	63	BEL		2:52:00	<b>2:53:20</b>	6:56	8.65	8	m60
	430.	792	<b>VERSCHAETSE Kristof</b>	50	BEL		2:52:17	<b>2:53:35</b>	6:57	8.64	51	m50
	431.	488	<b>LAGAGE Yves</b>	47	BEL		2:53:36	<b>2:54:00</b>	6:58	8.62	130	m40
	432.	542	<b>MERTENS Dirk</b>	48	BEL		2:53:09	<b>2:54:10</b>	6:58	8.61	131	m40
	433.	673	<b>VALAERT Toon</b>	29	BEL		2:53:45	<b>2:54:30</b>	6:59	8.60	203	m18
	434.	779	F <b>VERCOUTEREN Barbara</b>	27	BEL		2:53:43	<b>2:54:30</b>	6:59	8.60	26	f18

	435. 622	F	<b>RUYTHOOREN Kim</b>	26	BEL	2:54:37	<b>2:54:57</b>	7:00	8.57	27	f18
	436. 752		<b>VANDERHEYDEN Raf</b>	41	BEL	2:54:46	<b>2:55:03</b>	7:01	8.57	132	m40
	437. 436	F	<b>GOVAERTS Lieve</b>	32	BEL	2:54:46	<b>2:55:04</b>	7:01	8.57	28	f18
	438. 634		<b>SEM Jan</b>	34	BEL	2:54:40	<b>2:55:05</b>	7:01	8.57	204	m18
	439. 252		<b>CARTON Filip</b>	39	BEL	2:54:18	<b>2:55:19</b>	7:01	8.56	205	m18
	440. 835	F	<b>PLAQUET Emanuelle</b>	33	BEL	2:54:39	<b>2:55:26</b>	7:02	8.55	29	f18
	441. 378		<b>DETOLLENAERE Damien</b>	35	BEL	2:54:37	<b>2:55:26</b>	7:02	8.55	206	m18
	442. 820		<b>WILLEMS Maarten</b>	34	BEL	2:54:11	<b>2:55:27</b>	7:02	8.55	207	m18
	443. 345		<b>DEBYTTERE Yves</b>	51	BEL	2:55:18	<b>2:55:30</b>	7:02	8.55	52	m50
	444. 539		<b>MCCRAE Keith</b>	34	NLD	2:55:07	<b>2:55:52</b>	7:03	8.53	208	m18
	445. 386		<b>DIDIER Holoffe</b>	49	BEL	2:56:02	<b>2:56:56</b>	7:05	8.48	133	m40
	446. 703		<b>VAN DRIESSCHE Bert</b>	42	BEL	2:56:51	<b>2:57:03</b>	7:05	8.47	134	m40
	447. 818	F	<b>WIEME Nancy</b>	43	BEL	2:56:17	<b>2:57:29</b>	7:06	8.45	14	f40
	448. 758		<b>VANDEWEYER Michel</b>	51	BEL	2:56:50	<b>2:57:31</b>	7:07	8.45	53	m50
	449. 794	F	<b>VERSCHUEREN Marleen</b>	50	BEL	2:57:00	<b>2:57:43</b>	7:07	8.44	2	f50
	450. 760	F	<b>VANDYCKE Els</b>	46	BEL	2:57:06	<b>2:57:53</b>	7:07	8.43	15	f40

DNF: abandon; DSQ: disqualifié; Vitesse en km/h

# North C Trail

Koksijde, 28/02/2015, BEL  
25km - Resultaat

25km

CAP

								Categorie				
Pos	Nr	Naam	Leef.	IOC	Club	Werkelijke	Tijd	Tkm	Gem.	Plaats	Naam	Gemeente
	451.	712	<b>VAN HULLE Filip</b>	34	BEL	2:57:15	<b>2:57:58</b>	7:08	8.43	209	m18	
	452.	413	F <b>FREVILLE Elsa</b>	43	FRA	2:57:00	<b>2:58:02</b>	7:08	8.43	16	f40	
	453.	290	<b>D'HOOGHE Dries</b>	36	BEL	2:57:17	<b>2:58:02</b>	7:08	8.43	210	m18	
	454.	600	<b>PUTTEVILS Christophe</b>	41	BEL	2:58:16	<b>2:58:18</b>	7:08	8.41	135	m40	
	455.	424	F <b>GEVENOIS Marie-Rose</b>	65	BEL	2:58:05	<b>2:58:45</b>	7:09	8.39	3	f50	
	456.	403	<b>FERAUCHE Jean-Marie</b>	66	BEL	2:58:05	<b>2:58:47</b>	7:10	8.39	9	m60	
	457.	218	<b>BOI Robbie</b>	36	BEL	2:58:20	<b>2:59:01</b>	7:10	8.38	211	m18	
	458.	251	<b>CARTON Sven</b>	40	BEL	2:58:32	<b>2:59:32</b>	7:11	8.36	136	m40	
	459.	660	<b>TIREZ David</b>	47	BEL	2:58:58	<b>3:00:07</b>	7:13	8.33	137	m40	
	460.	222	F <b>BORGGOO Caroline</b>	26	FRA	2:59:40	<b>3:00:15</b>	7:13	8.32	30	f18	
	461.	284	F <b>GELDERMANS Manolis</b>	43	BEL	3:00:01	<b>3:01:21</b>	7:16	8.27	17	f40	
	462.	306	F <b>DE CROM Sonja</b>	52	BEL	3:01:23	<b>3:01:53</b>	7:17	8.25	4	f50	
	463.	782	F <b>VERHELST Pascale</b>	38	BEL	3:00:36	<b>3:02:05</b>	7:17	8.24	31	f18	
	464.	702	<b>VAN DER LINDEN Danny</b>	47	BEL	3:01:41	<b>3:02:07</b>	7:18	8.24	138	m40	
	465.	748	<b>VANDENPLAS Chris</b>	46	BEL	3:01:08	<b>3:02:42</b>	7:19	8.21	139	m40	
	466.	256	F <b>CAUTEREN Ingrid</b>	53	BEL	3:02:07	<b>3:03:26</b>	7:21	8.18	5	f50	
	467.	481	<b>KEYMEULEN Lieven</b>	43	BEL	3:02:14	<b>3:03:33</b>	7:21	8.17	140	m40	
	468.	611	<b>ROELANDT Pascal</b>	44	BEL	3:02:03	<b>3:03:33</b>	7:21	8.17	141	m40	
	469.	667	<b>TRUWANT Pieter</b>	36	BEL	3:02:24	<b>3:03:35</b>	7:21	8.17	212	m18	
	470.	628	<b>SALES Francois</b>	51	BEL	3:04:36	<b>3:04:51</b>	7:24	8.12	54	m50	
	471.	605	<b>RENARD Pascal</b>	48	BEL	3:04:07	<b>3:04:54</b>	7:24	8.11	142	m40	
	472.	409	<b>FORTIN Xavier</b>	39	BEL	3:03:25	<b>3:04:58</b>	7:24	8.11	213	m18	
	473.	761	<b>VANHEE Klaas</b>	27	BEL	3:05:14	<b>3:05:22</b>	7:25	8.09	214	m18	
	474.	431	<b>GOFFIN Niko</b>	41	BEL	3:05:05	<b>3:05:35</b>	7:26	8.08	143	m40	
	475.	717	<b>VAN LOOCK Geert</b>	43	BEL	3:05:34	<b>3:06:04</b>	7:27	8.06	144	m40	
	476.	513	F <b>LIBERT Astrid</b>	25	BEL	3:05:24	<b>3:06:50</b>	7:29	8.03	32	f18	
	477.	426	<b>GHEYSENS Olivier</b>	39	BEL	3:05:30	<b>3:07:02</b>	7:29	8.02	215	m18	
	478.	454	F <b>HERVELDT Kathy</b>	38	BEL	3:07:01	<b>3:08:15</b>	7:32	7.97	33	f18	
	479.	827	<b>BANVARLEZ Rudi</b>	51	BEL	3:08:20	<b>3:08:39</b>	7:33	7.95	55	m50	
	480.	809	F <b>VYVEY Ann</b>	35	BEL	3:08:01	<b>3:08:49</b>	7:34	7.94	34	f18	

	481. 656	F	<b>Taelman Maaike</b>	33	BEL	3:08:01	<b>3:08:49</b>	7:34	7.94	35	f18
	482. 258		<b>CHARLES Stephane</b>	41	BEL	3:08:16	<b>3:09:02</b>	7:34	7.94	145	m40
	483. 601		<b>QUITTELIER Olivier</b>	41	BEL	3:08:16	<b>3:09:02</b>	7:34	7.94	146	m40
	484. 375		<b>DESBRUYERES Olivier</b>	40	BEL	3:08:23	<b>3:09:02</b>	7:34	7.94	147	m40
	485. 328		<b>DE STICKERE Kristof</b>	35	BEL	3:10:22	<b>3:10:40</b>	7:38	7.87	216	m18
	486. 462	F	<b>HUFKENS Veerle</b>	33	BEL	3:09:04	<b>3:10:43</b>	7:38	7.87	36	f18
	487. 230	F	<b>BRADT Julie</b>	21	BEL	3:10:17	<b>3:11:27</b>	7:40	7.84	37	f18
	488. 445		<b>HAVRELUK Micha</b>	65	BEL	3:10:30	<b>3:12:02</b>	7:41	7.81	10	m60
	489. 446	F	<b>HAVRELUK Kristel</b>	37	BEL	3:10:31	<b>3:12:02</b>	7:41	7.81	38	f18
	490. 699		<b>VAN DEN SPIEGEL Jurgen</b>	41	BEL	3:12:03	<b>3:13:06</b>	7:44	7.77	148	m40
	491. 326		<b>DE SMET Joel</b>	32	BEL	3:14:20	<b>3:14:31</b>	7:47	7.71	217	m18
	492. 617	F	<b>ROOBROUCK Adelheid</b>	38	BEL	3:14:27	<b>3:15:36</b>	7:50	7.67	39	f18
	493. 450	F	<b>HERMES Sophie</b>	32	LUX	3:14:39	<b>3:15:59</b>	7:51	7.65	40	f18
	494. 353	F	<b>DEFEYTER Ine</b>	20	BEL	3:15:33	<b>3:16:36</b>	7:52	7.63	41	f18
	495. 707		<b>VAN HAUWERMEIREN Joost</b>	48	BEL	3:16:40	<b>3:18:15</b>	7:56	7.57	149	m40
	496. 684		<b>VAN DAMME Charles-Louis</b>	32	BEL	3:17:55	<b>3:18:21</b>	7:57	7.56	218	m18
	497. 503	F	<b>LEEMANS Marleen</b>	42	BEL	3:16:56	<b>3:18:23</b>	7:57	7.56	18	f40
	498. 305		<b>DE COUVREUR Stefan</b>	39	BEL	3:18:51	<b>3:19:04</b>	7:58	7.54	219	m18
	499. 799	F	<b>VERSTRAETEN Pascale</b>	53	BEL	3:21:46	<b>3:21:57</b>	8:05	7.43	6	f50
	500. 554		<b>MONBAILLIU Yoshi</b>	29	BEL	3:22:00	<b>3:23:15</b>	8:08	7.38	220	m18

DNF: abandon; DSQ: disqualified; Vitesse en km/h

# North C Trail

Koksijde, 28/02/2015, BEL

25km - Resultaat

25km

CAP

Pos	Nr	Naam	Leef.	IOC	Club	Werkelijke	Tijd	Tkm	Gem.	Categorie		
										Plaats	Naam	Gemeente
	501.	289	<b>D'HONT Nico</b>	40	BEL		3:23:19	<b>3:23:51</b>	8:10	7.36	150	m40
	502.	312	<b>DE MAESENEER Jos</b>	52	BEL		3:22:37	<b>3:24:03</b>	8:10	7.35	56	m50
	503.	806	<b>VOET Philippe</b>	40	BEL		3:22:36	<b>3:24:05</b>	8:10	7.35	151	m40
	504.	1100	F <b>LUYPAERT Ilse</b>	32	BEL		3:24:47	<b>3:24:57</b>	8:12	7.32	42	f18
	505.	516	<b>VAN DE WATER Johan</b>	41	BEL		3:23:42	<b>3:25:12</b>	8:13	7.31	152	m40
	506.	286	<b>COUVREUR Christophe</b>	47	BEL		3:25:25	<b>3:26:47</b>	8:17	7.25	153	m40
	507.	472	<b>JANSSEN Philippe</b>	58	BEL		3:26:29	<b>3:28:03</b>	8:20	7.21	57	m50
	508.	342	<b>DEBURGHGRAEVE Freddy</b>	65	BEL		3:27:22	<b>3:28:39</b>	8:21	7.19	11	m60
	509.	627	<b>SALEMBIER Didier</b>	36	BEL		3:29:56	<b>3:31:12</b>	8:27	7.10	221	m18
	510.	81	<b>LEMMENS Eric</b>	47	BEL		3:32:05	<b>3:32:05</b>	8:29	7.07	154	m40
	511.	379	<b>DEULLY Pascal</b>	52	FRA		3:32:31	<b>3:33:20</b>	8:32	7.03	58	m50
	512.	691	F <b>VAN DEN BOSCH Maggie</b>	52	BEL		3:36:02	<b>3:36:02</b>	8:39	6.94	7	f50
	513.	824	F <b>YSERBYT Mia</b>	52	BEL		3:38:02	<b>3:38:16</b>	8:44	6.87	8	f50
	514.	469	<b>IOTEN Sertan</b>	34	BEL		3:41:36	<b>3:41:56</b>	8:53	6.76	222	m18
	515.	361	F <b>DELANGE Ingrid</b>	49	BEL		3:52:34	<b>3:52:42</b>	9:19	6.45	19	f40
	516.	664	<b>TOURNIER Samuel</b>	32	BEL		4:00:11	<b>4:01:02</b>	9:39	6.22	223	m18
	517.	663	<b>TORDEUR Jeremy</b>	27	BEL		4:00:15	<b>4:01:02</b>	9:39	6.22	224	m18
	518.	397	<b>DUMORTIER Geoffrey</b>	33	BEL		4:02:24	<b>4:03:00</b>	9:44	6.17	225	m18
	519.	227	<b>BOVINO Mikael</b>	37	BEL		4:02:15	<b>4:03:04</b>	9:44	6.17	226	m18
	520.	807	F <b>VOKAR Caroline</b>	36	BEL		4:05:55	<b>4:06:37</b>	9:52	6.08	43	f18
	DSQ	300	<b>DE BLOMME Christophe</b>	46	BEL		1:20:54	<b>1:20:54</b>				m40
	DNF	234	<b>BROUCKAERT Pol</b>	35	BEL							m18
	DNF	260	<b>CHEYNS Kristoffel</b>	38	BEL							m18
	DNF	279	<b>CORNEILLIE Yvan</b>	39	BEL							m18
	DNF	382	<b>DEVOLDER Tom</b>	34	BEL							m18
	DNF	526	<b>MAES Johan</b>	31	BEL							m18
	DNF	589	<b>PLANCKAERT Jos</b>	36	BEL							m18
	DNF	631	<b>SCHEPERS Kobe</b>	27	BEL							m18

DNF: abandon; DSQ: disqualified; Vitesse en km/h









